





## eVETScconnect

December 2017

News for alumni of the Cornell University College of Veterinary Medicine





## Cornell University College of Veterinary Medicine

[Home](#) > [About Us](#) > [News & Publications](#) > [Publications](#) > [eVETsconnect](#) >

---

### Alumni Association News December 2017



#### Two New Members Join the Alumni Association Executive Board



#### Overview of New AAEB Clinical Opportunities in Private Practice



## Cornell University College of Veterinary Medicine

[Home](#) > [About Us](#) > [News & Publications](#) > [Publications](#) > [eVETScconnect](#) > [Alumni Association News](#) >

# Two New Members Join the Alumni Association Executive Board

## Jorge Colón '92, DVM '95

New At-Large Member  
Alumni Association Executive Board  
Cornell University College of Veterinary Medicine

Dr. Jorge L. Colón attended Cornell University where he obtained his Bachelors of Science in 1992 and his Doctor of Veterinary Medicine in 1995. He also attended Colorado State University's College of Business Online Professional MBA Program where he earned his Master of Business Administration with a Finance Certificate in 2015.

Originally from Guaynabo, Puerto Rico, Colón has spent his entire professional veterinary career in Lexington, Kentucky as an equine ambulatory veterinarian concentrating in the areas of equine reproduction, neonatology, radiology, and thoroughbred sales. As a solo equine practitioner since 2004, Colón has developed a deep understanding of the equine small business practice model and has concentrated his profitability creation efforts through the practice of lean process management, specifically through lean management of inventory supplies, financial benefit analysis of distributor specials and promotions, and differentiation through provision of value-added service. He is also a private veterinary business consultant concentrating in the areas of lean management, financial analysis, and practice valuation, and has served as a private consultant for Boehringer-Ingelheim Animal Health, Zoetis Animal Health, and Fee Technology's Profit Solver.

Colón is a frequent speaker at AAEP conventions on topics arising from personal clinical veterinary research as well as business topics on lean management, solo practice management, and practice value creation. He has been a Facilitator of Lean Management since 2014 for AAHA's Veterinary Management Institute at CSU's College of Business and, over the last two years, a yearly speaker for veterinary students at Cornell and Colorado State on business topics within veterinary medicine.

Above all, Colón is a full-time husband to Maggie and dad to Sydney and Sofia. He enjoys cycling and photography and is currently writing a textbook on essential business concepts for veterinary professionals.



Dr. Jorge Colón. Photo provided.

## Marc Greenberg '99, DVM '03

New At-Large Member


Alumni Association Executive Board  
Cornell University College of Veterinary Medicine

Dr. Marc Greenberg grew up in Yonkers, N.Y. He received his BS with distinction in animal science from the Cornell University College of Agriculture and Life Sciences in 1999, and his DVM degree from the Cornell University College of Veterinary Medicine in 2003. He then completed a rotation internship at the University of Pennsylvania and a surgery internship at Gulf Coast Veterinary Specialists before his small animal surgical residency at Colorado State University. He completed his residency and master's degree in 2008 and achieved board certification by the American College of Veterinary Surgeons. He joined BluePearl Veterinary Partners, a group of progressive 24-hour emergency and specialty care hospitals, and is medical co-director of the midtown Manhattan hospital.

Greenberg is a member of the American Veterinary Medical Association, the New York State Veterinary Medical Society, and the Veterinary Medical Association of New York City. He has served on the Public Outreach Committee of the American College of Veterinary Medicine. Outside of veterinary medicine, he enjoys live music, exploring the New York City restaurant scene, and outdoor activities such as skiing, hiking, and scuba diving.



Dr. Marc Greenberg. Photo provided.



## Cornell University College of Veterinary Medicine

[Home](#) > [About Us](#) > [News & Publications](#) > [Publications](#) > [eVETsconnect](#) >

# New AAEB Clinical Opportunities in Private Practice

## Clinical Opportunities in Private Practice

The Alumni Association Executive Board (AAEB) launched a new initiative to partner students with alumni. In 2016, during conversations regarding student debt and new graduate attitude toward entering and/or owning veterinary practices, the AAEB identified a potential need. By offering to lead students on a potential path to financial freedom with clinical opportunities under the mentoring of seasoned Cornell private practitioners, a dual mission of serving both alumni and students might be achieved.

Various rotating members of the AAEB, and ultimately other DVM alumni, will offer this unique veterinary student externship/opportunity block, focusing on a "behind the scenes" view of daily life working as a private practitioner. Students will be exposed to all aspects of the practice, from patient check-in to discharge. The program will complement the formal training received during the Community Practice Service (CPS) rotation at Cornell. Because current externships focus only on academic or specialty practice, this experience would be most useful for students considering private practice employment/ownership immediately after graduation. Participating practices will fulfill specific requirements and employ at least one Cornell Veterinary graduate who is willing to individually mentor students. "We want to deliver an experience to those who are contemplating veterinary practice and possible hospital ownership directly post-graduation, and make them confident enough to act on those plans," says Susan Ackermann, DVM '86, president of the College's Alumni Association Executive Board.

Externships may be pursued by students in any class year and are not for credit. Neither the student nor the practice veterinarian is required to evaluate the experience and the College does not need to be notified of the experience when the student undertakes it. An opportunity block is an experience lasting a minimum of two weeks that DVM students may pursue for credit starting December of their third year (after Block Vb).

New practices are welcome to inquire joining this program and may reach out to the Alumni Affairs office at [vetfriends@cornell.edu](mailto:vetfriends@cornell.edu) or Dr. Pasquale Meleleo at [drm@sivet.com](mailto:drm@sivet.com) for more information.

### Overview of New Clinical Opportunities in Private Practice for CVM Students



Pilot programs for AAEB Clinical Opportunities in Private Practice

## AAEB\*\* CLINICAL OPPORTUNITIES IN PRIVATE PRACTICE



**Cornell University**  
College of Veterinary Medicine

### OPPORTUNITIES AVAILABLE AT:

65% OF ALL  
VETERINARY STUDENTS

GO INTO SMALL ANIMAL  
GENERAL PRACTICE



**TILLOU VETERINARY HOSPITAL**  
Hamburg, NY

**WINDHAM ANIMAL HOSPITAL**  
Windham, NH

**ASPETUCK ANIMAL HOSPITAL**  
New Preston, CT

**PLEASANT PLAINS ANIMAL HOSPITAL**  
Staten Island, NY

Provides students with a comprehensive view of the daily life of a general practitioner.

Participants will be exposed to:


- Record Keeping
- Diagnostic Workups
- Client Communications
- Case Management
- Practice Management
- General Surgery
- Practice Ownership & Finance

Option to receive credit if taken as an opportunity block.

GENERAL QUESTIONS ABOUT THIS PROGRAM CAN BE DIRECTED TO:

**PASQUALE MELELEO, DVM, MBA**  
[DRM@SIVET.COM](mailto:DRM@SIVET.COM)

\*\*Alumni Association Executive Board



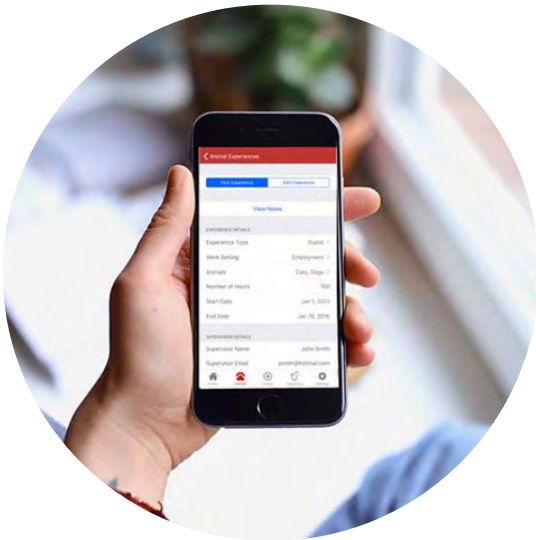
## Cornell University College of Veterinary Medicine

[Home](#) > [About Us](#) > [News & Publications](#) > [Publications](#) > [eVETSconnect](#) >

### eVETS December 2017: College News



Dean Warnick unveils new strategic plan at State of the College address



New app collects pre-vet students' real world-preparation

Dr. Bettina Wagner appointed as chair of the Department of Population Medicine and Diagnostic Sciences



Dr. Robert Weiss appointed as new Associate Dean for Research and Graduate Education



2017 Fall New York State Veterinary Conference emphasizes implementation





## Cornell University College of Veterinary Medicine

[Home](#) > [News](#) >

# Dean Warnick unveils new Strategic Plan at State of the College address

🐾 Wednesday, November 29, 2017 - 11:10am

Dr. Lorin D. Warnick, the Austin O. Hooey Dean of the College of Veterinary Medicine, unveiled the College's new strategic plan to the community in his annual State of the College address on November 29.

Developed with input from every corner of the College, the strategic plan represents the views and voices from faculty, students, staff, alumni and friends. Under the theme, *Solving the World's Most Pressing Health Challenges*, it charts a course for the next five years and focuses on six concepts:

- Education innovation and career readiness
- Business and entrepreneurship
- Transformative Research
- Advances in animal, human, and ecosystem health
- Health begins here (focusing on diversity, wellness and professional development)
- Strengthening our foundation (focusing on infrastructure and communication)




Warnick introduced the plan with a pertinent reminder: “Global and professional challenges require innovative, timely, and bold approaches to advance animal and human health, and to ensure a thriving veterinary medical profession. Our strategic plan offers such a vision.”

This vision involves new approaches to education, including new models for structuring clinical rotations; a student competency dashboard; increased endowed scholarship funds, new internal faculty grant programs; and the establishment of the Cornell Center for Veterinary Entrepreneurship & Innovation.

It also focuses on focusing on ‘Radical Collaboration’ research in areas such as infection biology and genome biology; expanding the MPH program; and establishing Wildlife Health Cornell. The College states a commitment to ensuring that diversity, wellness and professional development are key priorities moving into the future.

[Read the rest of the new CVM Strategic Plan here.](#)

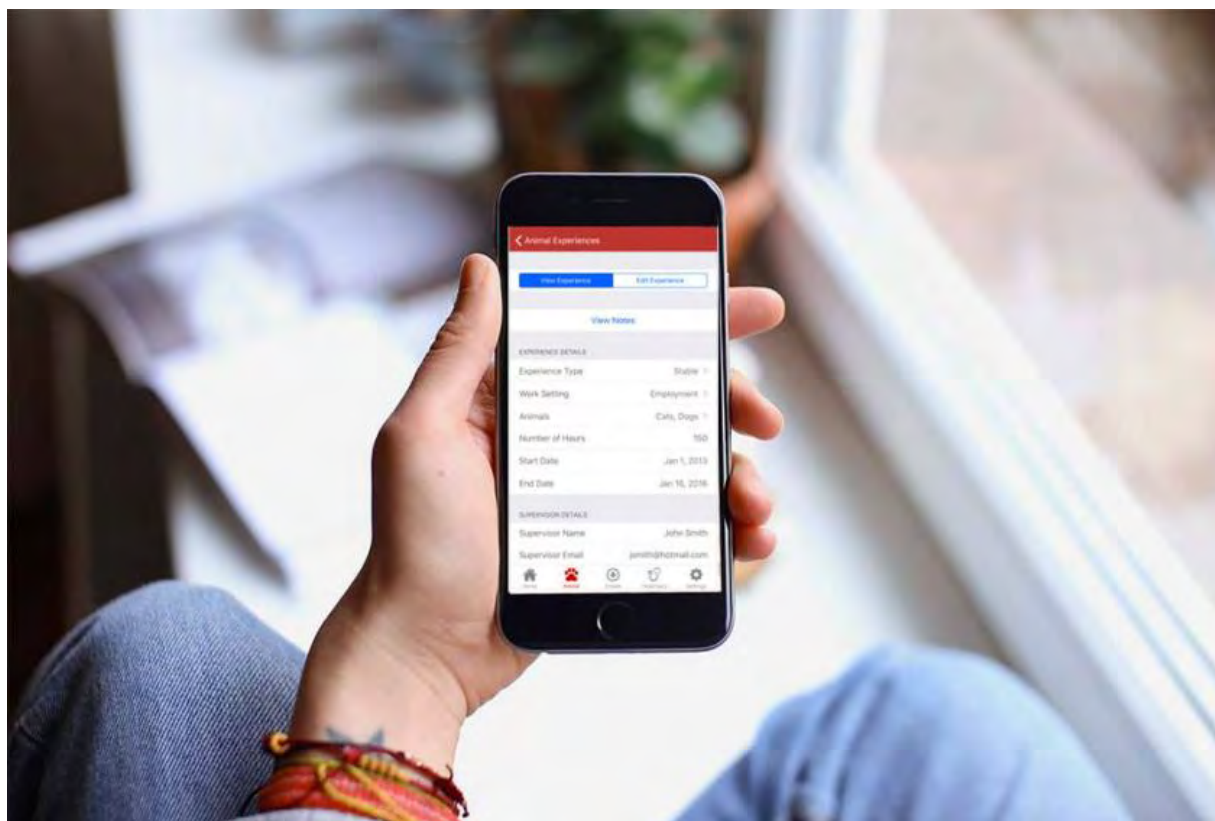


## Cornell University College of Veterinary Medicine

[Home](#) > [News](#) >

# New app collects pre-vet students' real-world preparation

🌿 Wednesday, September 27, 2017 - 3:40pm



Students planning to apply to a Doctor of Veterinary Medicine (DVM) degree program have a new way to track their veterinary and animal experiences: [the Pre-Vet Tracker Mobile App](#).

Students planning to apply to a Doctor of Veterinary Medicine (DVM) degree program have a new way to track their veterinary and animal experiences: [the Pre-Vet Tracker Mobile App](#).

The app allows users in internships or who are volunteering or shadowing veterinarians to log dates, hours, supervisors, contact information and list of responsibilities in one place, saving time and making the application process easier.

“Students preparing to apply for a DVM degree program are required to have real-world experiences learning about the profession and working with animals,” said Jennifer Mailey, admissions director at Cornell’s College of Veterinary Medicine, who conceived of the app. It was developed through a collaboration between the College of Veterinary

Medicine and a software engineering class in Computing and Information Science.

“The app will help prospective students log their experiences anytime, anywhere quickly,” she said.

Members of the team that developed the app, from left: Pracheth Javali, Gabriel Gamez, Yashaswini Papanna, Jennifer Ann Mailey, Niyati Mehta, Monisha Chandrashekar, Anusha Morappanavar, Vikas Nelamangala.

Under the guidance of William Arms, professor emeritus of computing and information science, seven students worked closely with Mailey for three months to develop

the app. “We had a good team where the majority were computer science graduate students, but surprisingly none of us had any prior experience with iOS app development,” said team member Yashaswini Papanna, M.Eng '16. “This motivated us to take up the challenge.”

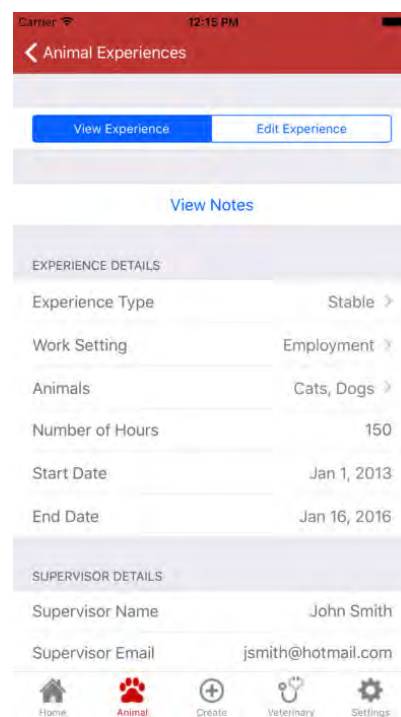
Once a profile is created on the app, users can continually add and track their veterinary and animal experience information, including what they learn. “Anyone considering applying for veterinary college one day – high school students, college students and career changers – should start using this app now,” said Mailey. “All the information collected is needed for your application to Cornell and any U.S. veterinary college.”


Initially, students split up the work of the project individually, but eventually everyone was involved with all phases of the application. “One of the tasks we really enjoyed was designing the user interface,” said Papanna. “We had a brainstorming session with Jennifer where ideas and sketches were flying all around. It was a lot of fun, and it looked like she loved it too.”

Once the app was developed, the graduate student team transferred the project to the Veterinary Medicine Information Technology team to finalize and launch it on Apple's App Store.

Mailey and the students confirm the collaboration was a win-win. “Apart from gaining good technical knowledge, we also became a close-knit bunch of people coming out of this project. We were thrilled to see the app listed on the App Store,” said Papanna.

Mailey hopes to release a Droid app in the near future.





## Cornell University College of Veterinary Medicine

[Home](#) > [News](#) >

# Dr. Bettina Wagner appointed as Chair of the Department of Population Medicine and Diagnostic Sciences

🐾 Thursday, November 30, 2017 - 4:03pm



On December 1, 2017, Dr. Bettina Wagner began her new role as the Chair of the Department of Population Medicine and Diagnostic Sciences at the Cornell University College of Veterinary Medicine.

“Her broad experience as a faculty member, involvement in diagnostic service as well as basic and applied research and work in college leadership puts her in an excellent position to serve as Chair,” said Dr. Lorin D. Warnick, Austin O. Hooey Dean of Veterinary Medicine.

Wagner received her DVM in 1990 and her Dr. med. vet. degree in veterinary immunology in 1993 from the School of Veterinary Medicine in Hannover, Germany, and completed a postdoctoral position in 1994 studying the isolation and characterization of IGHC genes in the horse.

She joined the Cornell University College of Veterinary Medicine community in 2002 as a Visiting Professor for College's Baker Institute for Animal Health where she also served as a Senior Research Associate from 2004 to 2006. In 2006 she joined the Department of Population Medicine and Diagnostic Sciences as Assistant Professor of Immunology and became an Associate Professor in 2010. In 2014 she was appointed Associate Dean for Research and Graduate Education where she was responsible for the strategic leadership and advancement of research and graduate education at the College of Veterinary Medicine.

In addition to administrative responsibilities, Wagner conducts research in equine immunology, equine herpes virus infections and Lyme disease.


---

[Cornell University College of Veterinary Medicine](#)

[Careers](#)

[Privacy](#)   [Site Feedback](#)

Cornell University ©2016



## Cornell University College of Veterinary Medicine

[Home](#) > [News](#) >

# Dr. Robert Weiss appointed as new Associate Dean for Research and Graduate Education

🐾 Monday, October 9, 2017 - 9:57am

On October 1, 2017, Dr. Robert Weiss began his term as the next Associate Dean for Research and Graduate Education, following in the footsteps of Dr. Bettina Wagner, who served from 2014 to 2017. Weiss, a Professor in the Department of Biomedical Sciences, has a deep foundation in research—his lab studies how genomic instability and metabolic dysfunction affect mammalian development and tumorigenesis—and is excited to take on a new role in the College. “I’m excited about this opportunity,” he says. “I’m very passionate about the areas that this administrative position oversees.”

Weiss’s appointment as the new associate dean was a natural one. “Having served on key College and university research committees and in graduate field leadership roles, in addition to his own graduate student advising, Dr. Weiss brings a wealth of experience to the position of Associate Dean,” says Dean Lorin Warnick. “He also is Director of the Comparative Cancer Biology Program at the College and recognized for his work in fostering communication between cancer patients and researchers in the community through the Cancer Resource Center. I am very appreciative of Bob’s willingness to take on the role of Associate Dean and look forward to the expertise and perspective he will bring to this critical position in the College.”



Dr. Bob Weiss

Weiss has been involved in research administration before; he has been a member of the College Research Council from 2008 to 2011, including two years as the co-chair from 2009-2011. Now, Weiss is excited to broadly support scientific endeavors at CVM in his new position as Associate Dean. He aims to continue to fortify the College’s role as a leader in key areas of research, including infectious disease, cancer, stem cell science, reproductive biology, genomics, and regenerative medicine. Weiss is also excited to expand the College’s scientific prowess into new areas—building up more expertise in topics like neurobiology and computational

biology. “Another key aim is to bridge together our basic and clinical researchers—that’s something we’ll continue to strive for,” he says. Additionally, he’d like to continue to build the College’s work in clinical trials and partnerships with pharmaceutical companies to bolster drug development.

Weiss’s position also oversees graduate education at the College, which he aims to ensure remains excellent. “This place is not only a top-notch research institution in terms of productivity and impact,” he says. “But it’s also a very

supportive environment for graduate students. We're dedicated to mentoring our trainees and setting them up for career success."

Weiss's own experience with research has been a rich and varied journey—starting with his first foray as an undergraduate at Wabash College, developing a mathematical model for mollusk feeding behavior. "That experience showed me that the discovery aspect of research was really appealing to me," he says. Later, he turned towards biomedical science during his PhD at Baylor College of Medicine studying oncogenic viruses, which eventually directed him to his current interest in cancer biology both as a postdoctoral fellow at Harvard Medical school, and later as a faculty member at the College. "I found it to be an incredibly complex disease that has clear public health significance and also represents a tremendous intellectual challenge," says Weiss. "There has been remarkable progress in understanding and treating cancers in recent years, but it undoubtedly is a disease where more work is needed." Now at the helm of the entire College's research activities, Weiss is sure to help take on this and many other scientific challenges.

---

Cornell University College of Veterinary Medicine

[Careers](#)

[Privacy](#)   [Site Feedback](#)

Cornell University ©2016



## Cornell University College of Veterinary Medicine

[Home](#) > [News](#) >

# 2017 Fall New York State Veterinary Conference emphasizes implementation

🐾 Friday, October 13, 2017 - 9:03am

More than 600 veterinarians, technicians, students, and vendors filled the Cornell University College of Veterinary Medicine's freshly renovated halls, classrooms, and labs for the 2017 New York State Fall Veterinary Conference, held October 6 through October 8. "Implementation" was the theme of the meeting, and attendees left with new ideas and strategies they could directly apply in their veterinary practices and their lives.



The newly renovated CVM Atrium

The newly remodeled building was the perfect setting to host the bi-annual conference. "I can only describe it as breathtaking," says Mitchell Kornet '76, DVM '79, chair of the College Advisory Council and Annual Fund. "I walked into the majestic atrium and looked at the multi-level classrooms and the spaces that were available to everyone at the meeting to congregate."

### The Heart of the Meeting

One of the new stadium-style lecture halls featured a session with interviews between Dr. Syndey Moise, a cardiologist in the Department of Clinical Sciences at Cornell and a co-chair of the conference committee, and distinguished cardiologists from the around the world. While watching speakers discuss the recommended use of certain heart drugs, new diagnostic recommendations, and a novel mitral valve surgery to correct heart failure in dogs, attendees enjoyed an array of desserts from each cardiologist's home state or country.

Eminent cardiologist Etienne Côté, associate professor of cardiology at the Atlantic Veterinary College in Prince Edward Island, Canada, co-hosted the panel and gave talks on managing heart murmurs, appropriate use of the cardiac drug pimobendan, and navigating interactions with the client. "We have to keep in mind that there are two hearts in the exam room," Côté says. "We still have the responsibility of assessing and treating the patient, but I find that I need to remind myself of the value of putting ourselves into the shoes of the client."



Conference members attend a wet lab workshop.

Veterinary technicians also had ample opportunity to attend sessions on a range of topics ranging from dermatology to anesthesia to animal behavior, all while earning continuing education credits. Paula Plummer, a licensed veterinary

technician at Texas A&M University hopes that her talks on feline health will give vet techs new methods they can apply in the clinic. “I enjoy giving lectures and talking to technicians about new ideas,” Plummer says. “Hopefully I inspire them to go back to their practice and make changes, even small ones.”



Participants visit Cornell's Liddell Bee Laboratory to see honeybee hives in action.

For the first time, the meeting featured a daylong lecture series on the health and care of honey bees. Due to new regulations from the U.S. Food and Drug Administration, antibiotics that were formerly available over the counter, now require a prescription. “We as veterinarians have a huge opportunity here to learn about bees and be able to provide services to beekeepers,” says Dr. Christopher Cripps, a former dairy vet turned bee specialist. Cripps taught sessions on the bacterial diseases and mite species that can infect a colony. Participants visited Cornell's Liddell Bee Laboratory to see a hive in action and test for rates of varroa mite infestation.

### Back in the Lab

The College's extensive lab facilities made it possible for speakers to host hands-on activities for small groups during the meeting. In the clinical program center Dr. Nadine Fiani, assistant clinical professor, and Dr. Santiago Peralta, assistant professor, both in dentistry and oral surgery, gave a three-day laboratory course on companion animal dentistry. “It's material that they will be able to start applying right away,” says Peralta. Their comprehensive class covered everything from oral examinations to radiology to tooth extractions.

Fiani finds it very rewarding to share these techniques. “It makes a huge difference to clinicians who don't necessarily have the background or the resources to help them perform better within their own clinics,” says Fiani.

The course participants completed online activities beforehand so that they would have more time to ask questions and develop their skills. Margaret Zarouba, a veterinarian from Fairport, New York sees “too many” bad teeth in her practice and was excited to improve her dentistry skills. “It's refreshing,” Zarouba says. “Since I've been in practice, things have changed and they're doing new techniques.”

The equine track also featured small group activities to foster interaction between the speakers and participants. Dr. Edward Earley, a visiting lecturer at Cornell who specializes in large animal dentistry, presented a series of case studies, complete with radiographic images, photos, and scans. “I'm so blessed to work here at Cornell with all the different services available on these cases and I wanted to expose people to how we look at dental cases with all the specialties working together,” says Earley. Attendees analyzed the materials and made decisions regarding treatment for fractured teeth, extractions, and sinus issues.



Dr. Edward Earley gives a talk on equine dentistry.

Dr. Megan Shepherd, a clinical assistant professor of nutrition at Virginia Tech gave two lectures on equine nutrition and hosted lab sessions where vets evaluated forage quality, calculated the energy and feeding requirements for obese, starved, and senior horses, and discussed the plethora of supplement options available for horses. “There are so many out on the market,” says Shepherd. “It's really hard for vets and owners to navigate through what's helpful and what is safe.”

## Implementing Life Changes

Following the meeting's theme, the organizers planned an "Implementation of Life" track on Sunday to examine the financial and family planning challenges that veterinarians face. "It's very important to have a sustainable career, and in order to have that you have to have a sustainable life," says Moise.

The track began with a panel discussion on managing one's finances throughout a veterinary career. In 2017, the average new DVM graduated with \$181,000 in student debt, but the average salary has remained stagnant since 2011. These realities make it difficult for many vets to repay loans while still meeting life goals, such as buying a house and starting a family. New vets must also choose between joining an established practice or setting up their own. Dr. Margaret Thompson, assistant dean and director for hospital operations at the College, and the 2017 NYS Veterinary Medical Society president, thinks that students need better education regarding options for loan repayment and refinancing. "There are a lot of opportunities that are missed if people don't talk to financial advisors," Thompson says.



A panel discussion at the 'Implementation of Life' track.

In the following session on fertility, Dr. Wendy Vitek, a reproductive endocrinologist at the University of Rochester Medical Center, spoke about the reproductive dilemmas that many professionals face. "I definitely encourage women in their 20s to start thinking about fertility," Vitek says. She advises that both men and women can prolong their fertile years by maintaining a healthy weight, limiting alcohol and tobacco use and preventing sexually transmitted infections. "If they manage those issues well, then hopefully their fertility will still be prime in their early 30s when they are ready to conceive."

## On the Lighter Side



The DeeDee Arrison Concert for the Animals

Despite a full schedule of talks and labs, the conference organizers also planned networking activities and opportunities for downtime and socializing. Attendees could take advantage of free massages throughout the weekend, and enjoy the DeeDee Arrison Concert for the Animals on Saturday at lunchtime. The performance, sponsored by Clement And Karen Arrison, featured accomplished violinists and Grammy-nominated pianist Robert Koenig, and welcomed attendees and their well behaved pets.

At the celebration banquet on Saturday night, attendees enjoyed a dinner with Finger Lakes wine and beer while listening to the announcement of the annual awards. Drs. Donald Lien and Ann Dwyer won the Daniel Elmer Salmon Award for Distinguished Alumni Service; Dr. Francis Fasset won the Distinguished Life Service Award; Dr. Sydney Moise won the NYSVC 2017 Outstanding Speaker Award; Dr. Susan Wylegla won New York State Veterinarian of the Year; and Dr. Robin Sturtz won the award for Outstanding Service to Veterinary Medicine.

For meeting's finale, attendees enjoyed the comedy and vocal stylings of father-daughter duo Dr. William H. Miller, medical director of the Companion Animal Hospital and Dr. Julia E. Miller of the Cornell University Animal Hospital. The senior Miller gave advice on practicing dermatology, interspersed with song parodies by the younger Miller. Their presentation, entitled "Top 10 Things in Dermatology I Will Teach My Daughter," closed out the conference.

The conference organizers appreciate the support of the 29 participating vendors and thank Banfield, Best Pet RX, Merial, Monarch Business Consulting, and Simons & Associates for their sponsorship.

--By Patricia Waldron



Father and daughter duet: Drs. William H. Miller and Julia E. Miller.

---

[Cornell University College of Veterinary Medicine](#)

[Careers](#)

[Privacy](#)   [Site Feedback](#)

Cornell University ©2016



## Cornell University College of Veterinary Medicine

[Home](#) > [About Us](#) > [News & Publications](#) > [Publications](#) > [eVETSconnect](#) >


### eVETS December 2017: Alumni Highlights



"It's been everything I wanted and more": Recent alumna becomes neighborhood GP



College alumnae lead the way in pet obesity research for AVMA Future Leaders Program



## Cornell University College of Veterinary Medicine

[Home](#) > [About Us](#) > [News & Publications](#) > [Publications](#) > [eVETScnect](#) > [Alumni Highlights](#) >

# "It's been everything I wanted and more:" Recent Alumna Becomes Neighborhood GP

Buying your own practice within years of graduation can seem like a daunting prospect. Jocelyn Whitworth DVM '13 took the plunge this fall to purchase a solo small animal general practice in Colorado Springs, CO. We picked her brain about this decision and what advice she might have for fellow alumni.



Jocelyn Whitworth. Photo provided.

College of Veterinary Medicine : What brought you to Cornell in the first place?

Jocelyn Whitworth : I applied to several veterinary schools, but I chose Cornell because all the other schools spent a lot of their recruiting time talking about how many of their faculty had gone to Cornell.

CVM: Why did you decide to purchase your own practice?

JW : I always planned on owning my own practice. Part of the appeal of veterinary school as opposed to other career options was the possibility of being my own boss. My spouse and I decided to commit to staying in Colorado Springs long-term, so it seemed like as good a time as any.

CVM : Tell us about this practice and why you decided that it was the one for you.

JW: I spent six or eight months looking at practices for sale in my area. This one was ideal – not only was it in good enough shape that the bank would loan me money for it, but it also wasn't too far from my house. And it didn't have any characteristics that would have been deal-breakers for me.

It's a small practice in an older part of town, near one of the Army bases. We're a staff of five, myself included, and many of the clients have been coming here since before I was born. I've felt very welcomed by so many of the clients and neighbors.

CVM: What other options did you consider before deciding this was the right

move?

JW: I considered working relief long-term. I had a really great time at all my relief gigs. It was so interesting to see all the different ways people practice. However, the more that corporate consolidation kept happening in the veterinary world, the more I wanted to get out there and be an independent practitioner.

CVM : How has practice ownership gone so far?

JW : It's great, honestly. Sure, there are headaches, but it's wonderful to be able to make my own decisions about basically everything. It's a lot of work. There were a hundred tiny, paperwork things I had to learn that were a little annoying, but I had a good transition team and my staff – all of whom stayed on from the previous owner – are amazing and have helped me immensely. I guess it's possible that a year from now I will think this was all a bad idea, but so far it's been everything I wanted and more.

CVM : Where do you plan to take the practice from here?



Jocelyn Whitworth. Photo provided.


JW : I really like being the neighborhood GP, so I don't necessarily want to take the practice in a drastically different direction. I have some small-time ambitions for getting a few fancier diagnostic toys when I can afford them. It would be nice to get an associate in a few days a week sometime. Right now I'm relying on a few regular relief doctors to save my sanity. But the building is small – in order to become a bigger practice I would need a physically bigger building, and I don't think my clients would like that anyways.

CVM : What pearls of wisdom or advice can you share with future graduates and alumni?

JW : So many people have told me that I am really brave during this whole process, or have asked me how stressed out I am. I'm not really that stressed out, and I don't feel brave. Getting the financing was the most stressful part.

The most important thing that I wish more people knew is that financing is much more about the practice you're trying to buy than you yourself. If that practice has the kind of cash flow it needs to support the owner and pay the loan, you should be able to get the financing. I would really encourage anyone who's thinking about buying to keep thinking about it, and probably

even take the plunge if you can find a good practice.



## Cornell University College of Veterinary Medicine

[Home](#) > [About Us](#) > [News & Publications](#) > [Publications](#) > [eVETScnect](#) > [Alumni Highlights](#) >

# College alumnae lead the way in pet obesity research for AVMA Future Leaders program

The future of veterinary medicine is looking bright, thanks to two alumnae looking to embrace it. Gillian Angliss DVM '07 and Stephanie Janeczko DVM '04, members of the new class of Future Leaders at the [American Veterinary Medical Association](#), meet a profession on the cusp of change. In joining the Future Leaders program, they're working to unveil a project that addresses the challenging issue of pet obesity in addition to developing skills that will shepherd veterinary medicine into a new era.

The Future Leaders program, funded by Zoetis Animal Health and guided by a skills-focused training group called High Impact Facilitation, is a one-year curriculum for veterinarians who have graduated within the last 15 years. The AVMA selects up to 10 participants each year to work on developing leadership qualities and problem-solving skills.

"Each class develops leadership skills to advance veterinary medicine, the veterinary workplace, and society as a whole, as well as creating resources for their veterinary colleagues," said Tom Meyer, immediate past president of the AVMA.

## Broad challenges, bright ideas

This year's topic of pet obesity is intentionally broad. The challenge set by AVMA for the Future Leaders is to create something within general guidelines. For example, the group must create something that's novel, requires no upkeep, and serves as a resource for AVMA members. Last year's class created tools to strengthen a veterinary team, including new hire training, employee performance feedback, and guidelines for effective team meetings. The 2015 class focused on wellness and developed five tools to implement a wellness-centered workplace.

"They tell you your topic and the guidelines, and then they say, 'Now go,'" said Angliss.

The nation-wide group collaborates via long-distance conferencing, following an in-person kickoff meeting in August. They're currently prepping for the AVMA Veterinary Leadership Conference in January, where they'll be able to share some preliminary details about the project. As a culmination of their work, they'll demonstrate the final deliverables as part of a segment a segment of continuing education talks during the July 2018 AVMA convention in Denver.

"Our group will look at what resources are currently available out there as well as some of the challenges that veterinarians and pet owners face in terms of having their pets at a healthy weight. This background will allow us to develop tools that can help veterinarians be more effective in their interactions with clients to support a weight loss plan," said Janeczko.

"Each of these new leaders will use their skills to benefit the veterinary workplace, society and organized veterinary medicine," said Christine Jenkins, chief veterinary medical officer at Zoetis Animal Health.

## Cultivating leadership

The program emphasizes a holistic approach to developing leadership skills, requiring participants to complete comprehensive self-assessments. "I've made some interesting discoveries about myself through this process," said Angliss. "It's exciting to have those ah-ha moments that increase your self-awareness. Each of us in the program is finding that we bring different strengths to the group, different ideas, and it's growing into an exciting project."

Currently an assistant professor of veterinary technology at Mercy College, Angliss practiced emergency care for about 10 years before transitioning into teaching. She still regularly practices High Quality High Volume Spay/Neuter and per diem emergency medicine, and she's already thinking of ways to incorporate what she's learning into her daily life.

"I'm hopeful to use the skills learned through this program in the academic setting where I am, and also to continue my involvement on the local and national level with organized veterinary medicine," said Angliss.

Janeczko also sees this as an opportunity for professional and personal development. She worked previously in general small animal clinical practice before returning to Cornell as the College's first shelter medicine resident. From there, she worked in the New York City shelter system before moving into a position with the ASPCA.

"The profession is at an interesting and challenging time for many reasons, ranging from student debt, wellness issues, the need for younger veterinarians to become more involved in leadership positions, and large numbers of faculty on the brink of retirement," said Janeczko. "There are crucial questions for us to answer in order to come up with solutions that can help advance the profession."

---

[Cornell University College of Veterinary Medicine](#)

[Careers](#)

[Privacy](#)   [Site Feedback](#)

Cornell University ©2016



## Cornell University College of Veterinary Medicine

[Home](#) > [About Us](#) > [News & Publications](#) > [Publications](#) > [eVETSconnect](#) >

---

### eVETS December 2017: Student News



Wildlife rescue and rehabilitation in Chillán, Chile



Students participate in a day-long animal wellness clinic in Niagara Falls

## WILDLIFE RESCUE AND REHABILITATION IN CHILLÁN, CHILE

BY WILDLIFE BLOG EDITOR | NOVEMBER 8, 2017 | EXPANDING HORIZONS PROGRAM, FEATURED



The Andean Condor (*Vultur gryphus*), is one of the largest flying birds in the world, with a wingspan of around 10 feet. This species is the national bird of Chile and has a near threatened conservation status since its population numbers have been in decline due to habitat loss, consuming contaminated carcasses, and hunting.



Veterinary student Lauren Johnson assists with anesthesia of a young puma.

My name is Lauren Johnson, and I am a member of the Cornell University College of Veterinary Medicine class of 2020. This past summer, with support from Cornell's Expanding Horizons program, I spent 10 weeks at the University of Concepción in Chillán, Chile. Chillán is a small city, 4 hours south of Santiago, with a traditional open-air market downtown and a picturesque countryside framed by views of mountain ranges and volcanoes. There, I worked with Chilean veterinarians to research milk quality at dairy farms in the region. While my main goal in Chile was to work with cows, I was excited to learn that the university had a wildlife clinic, since during the academic year at Cornell I work as a student technician at the Janet L. Swanson Wildlife Health Center.

The University of Concepción's Center for the Rescue and Rehabilitation of Wildlife provides medical care and rehabilitation for native Chilean wildlife, with the end goal of releasing the animals back into the wild. The center is small, but has an indoor room with a few cages for patients and six large outdoor cages that allow birds of prey to fly and provide enough space for large mammals like foxes. Most animals are brought to the center by the Chilean government's Agricultural and Livestock Service (which is also in charge of wildlife and conservation).

The most common presenting complaint in patients is fractures due to vehicular trauma.

[Subscribe](#)

The center is mainly staffed by student volunteers. Each day, a team of a few students signs up to take care of the animals by preparing food, cleaning cages, and administering medications. Thanks to the coordinators of the center, I was able to join the Chilean vet students in taking care of the patients. This gave me a wonderful opportunity to meet some of Chile's wildlife up-close. I cut up chicken necks for a Magellanic Horned Owl (*Bubo magellanicus*), a close relative of the Great-Horned Owl we often see at the Cornell wildlife clinic. I dug worms out of the ground for a Southern Lapwing (*Vanellus chilensis*), a shorebird that is commonly found on fields throughout the countryside and has a bright red spur on each wing used for fighting. I gave medication to an Austral Pygmy Owl (*Glaucidium nana*) about the size of my hand. I checked on the Andean Condor (*Vultur gryphus*), which is one of the largest flying birds in the world with a wingspan of around 10 feet. This species is the national bird of Chile and has a near threatened conservation status since its population numbers have been in decline due to habitat loss, consuming contaminated carcasses, and hunting. One of the most interesting patients was a young puma (*Felis concolor*) that had been hit by a car. Veterinarians performed surgery on the puma prior to my arrival in Chile, but I was able to assist in anesthesia monitoring for the re-check exam and radiographs to assess healing. After I left, the puma was moved to another rehabilitation center by Chile's Agricultural and Livestock Service to be evaluated for release.

## Follow this blog

Get every new post delivered right to your inbox.

[Subscribe me!](#)



An Austral pygmy owl.



The pudú, a species of miniature deer native to Chile, grows to a maximum height of 1.5 feet.

[Subscribe](#)

In January 2017, wildfires raged across central Chile, destroying hundreds of thousands of acres and was about the size of the state of Delaware, and many injured wildlife were brought to the University of Concepción clinic. In part due to the recognition of the importance of the center during this crisis, the Chilean Ministry of the Environment recently awarded it a grant to promote environmental education and develop its facilities. One of my favorite patients at the wildlife center was a pudú (*Pudu puda*). These are a miniature species of deer that attain a maximum height of 1.5 feet. Like the Andean Condor, they are currently designated as a near threatened species by the International Union for Conservation of Nature's (IUCN) Red List. This individual was a victim of the wildfires, and due to burn injuries was determined to be non-releasable. The Chilean veterinary students working at the wildlife center were dedicated and hardworking, spending their free time on projects like rebuilding, improving, and enriching the animal cages, or planting trees nearby to provide a native food source for future pudú patients. I am excited to see what they will do with the award, and I hope that they continue to be recognized for their efforts.

#### ABOUT THE AUTHOR:

Lauren Johnson is a second-year veterinary student. She graduated from Wellesley College in 2016 with a double major in Biology and Spanish. She works as a student technician at the Janet L. Swanson Wildlife Health Center at Cornell.

BOOKMARK THE [PERMALINK](#).

« [Event: Transboundary Animal Diseases and Wildlife](#)

[Dinner lecture: Applications of One Health in Javan Rhino Conservation](#) »

*This text can be changed from the Miscellaneous section of the settings page.  
Lorem ipsum dolor sit amet, consectetur adipiscing elit, cras ut imperdiet augue.*

POWERED BY [PARABOLA](#) & [WORDPRESS](#).

Hosted by [CampusPress](#)

[Subscribe](#)



## Cornell University College of Veterinary Medicine

[Home](#) >


---

# Students participate in a day-long animal wellness clinic in Niagara Falls

As part of the traveling Healthy Pet Clinic, students and clinical faculty participated in a daylong animal wellness clinic on December 2, 2017 at Lasalle Neighborhood Facility Center, Niagara Falls, NY. Students performed wellness visits on pets that may not otherwise have access to veterinary care. Volunteering as alumni mentors were Drs. Jim Brown, Elizabeth Koelmel, Brett Tillou, Jennifer Marie Garofalo, and Jennifer Stachnick.







## Cornell University College of Veterinary Medicine

### Giving

Advancing the health and well-being of animals and people

### Your support makes a huge difference

The College of Veterinary Medicine is committed to advancing the health and well-being of animals and people. There are many opportunities to help us realize this work -- from scholarships that are the only way some of our students can pursue this profession to research dollars that help us move closer to solving the mystery of diseases like cancer, diabetes, and arthritis. We invite you to visit all of our units, learn what they do, how they make a difference, and find where your passion lies.

For more information on giving to the College of Veterinary Medicine, call us at [1-607-253-3745](tel:1-607-253-3745). More information on contacting our office can be found on the [Contact Page](#). Thank you for considering a gift to the College.


---

Cornell University College of Veterinary Medicine

[Careers](#)

[Privacy](#)   [Site Feedback](#)

Cornell University ©2016



## Cornell University College of Veterinary Medicine

[Home](#) > [About Us](#) > [News & Publications](#) > [Publications](#) > [eVETSconnect](#) >

---

### eVETS December 2017: Events

Join us at Reunion 2018, June 7-10

#### Celebrants at 2017 Reunion

Celebrants at Reunion 2017. Photo by Jason Koski/University Photography.

- [Cornell Animal Health Hackathon, January 26-28, 2018](#)
  - [Mentors](#) are needed for the Hackathon. Log in to or create a profile in [CUVolunteer](#) to view the responsibilities and time commitment
  - [Alumni Reception at the 2018 VMX \(NAVC\) Conference, February 6](#)
  - [Alumni Reception at the 2018 Western Veterinary Conference, March 5](#)
  - [White Coat Ceremony, March 2018](#)
- 

Cornell University College of Veterinary Medicine

[Careers](#)

[Privacy](#)   [Site Feedback](#)

Cornell University ©2016

- [Home](#)
- [About](#)
- [Admissions](#)
- [Academics](#)
- [Research](#)
- [Outreach](#)
- [Hospitals](#)
- [Diagnostic Center](#)
- [Giving](#)



## Alumni Affairs and Development

- [Alumni](#)
- [Reunion 2018](#)
- [Hotel and On-campus Accommodations](#)
- [Reunion 2017 Memories](#)

Reunion 2018

## Reunion 2018

June 2018 will be here before you know it!


Reunion 2018: June 7 - 10

Classes ending in 3 and 8, make plans NOW to return for your reunion!

Hotels book very quickly, so be sure to call and reserve your room(s). Hotel information will be out shortly, so please check back to this reunion site and watch your mailbox and inbox for information about hotels.

Capital Project will be completed and you won't want to miss seeing the incredible changes at your alma mater. That said, much of Schurman Hall will look exactly the same!

Take a look!



Atrium



Courtyard Facing the Atrium



Lecture Halls 4/5



Flower-Sprecher Veterinary Library



Lunchtime Dining