

hell University Announcements



New York State Veterinary College

A Statutory College
of the State University
at Cornell University
Ithaca, New York



Cornell University

New York State Veterinary College

1974-75

A Statutory College of the State University
at Cornell University, Ithaca, New York

Cornell University Announcements

Volume 66 of the Cornell University Announcements consists of twenty-two catalogs, of which this is number 18, dated September 27, 1974. Publication dates: twenty-two times a year (four times in August; three times in January and March; twice in June, July, September, and November; once in April, May, October, and December). Publisher: Cornell University, Sheldon Court, 420 College Avenue, Ithaca, New York 14850. Second-class postage paid at Ithaca, New York.

1974-75

Cornell Academic Calendar

Registration, new students
Registration, continuing and rejoining students
Fall term instruction begins
Thanksgiving recess:
Instruction suspended, 1:10 p.m.
Instruction resumed, 7:30 a.m.
Fall term instruction ends, 1:10 p.m.
Final examinations begin
Final examinations end
Registration, new and rejoining students
Registration, continuing students
Spring term instruction begins, 7:30 a.m.
Spring recess:
Instruction suspended, 1:10 p.m.
Instruction resumed, 7:30 a.m.
Spring term instruction ends, 1:10 p.m.
Final examinations begin
Final examinations end
Commencement Day

The dates shown in the Academic Calendar are subject to change at any time by official action of Cornell University.

Thursday, August 29
Friday, August 30
Monday, September 2

Wednesday, November 27
Monday, December 2
Saturday, December 7
Friday, December 13
Saturday, December 21
Thursday, January 23
Friday, January 24
Monday, January 27

Saturday, March 22
Monday, March 31
Saturday, May 10
Monday, May 19
Wednesday, May 28
Monday, June 2

In enacting this calendar, the University Senate has scheduled classes on religious holidays. It is the intent of Senate legislation that students missing classes due to the observance of religious holidays be given ample opportunity to make up work.

Summer Sessions Calendar, 1975

Registration, three-week summer session;
three-week summer session instruction begins
Registration, eight-week summer session;
eight-week summer session instruction begins
Three-week summer session last day of classes
Three-week summer session final examinations,
three-week summer session ends
Registration, six-week summer session
Six-week summer session instruction begins
Six- and eight-week summer sessions last day
of classes
Six- and eight-week summer sessions final
examinations begin
Six- and eight-week summer sessions end

Wednesday, June 4

Monday, June 16
Monday, June 23

Tuesday, June 24
Wednesday, June 25
Thursday, June 26

Wednesday, August 6


Thursday, August 7
Saturday, August 9

Announcement

Contents

2	Academic Calendar
5	Veterinary College
5	Research Facilities
8	Admission
13	Finances
13	Financial Aids
17	Requirements for Graduation
20	Careers for Veterinarians
21	Health Services and Medical Care
22	Housing and Dining Facilities
23	Conduct of Students
25	Description of Courses
39	Register
49	Index
51	List of Announcements

The courses and curricula described in this Announcement, and the teaching personnel listed herein, are subject to change at any time by official action of Cornell University.



Cornell University

The Veterinary College

The New York State Veterinary College, established by an act of the State Legislature in 1894, is on the campus of Cornell University at Ithaca, a city of approximately 30,000 permanent residents, situated in the famous Finger Lakes Region of New York at the head of Cayuga Lake. The city is in the south-central part of the state, about 260 miles north of New York City and 50 miles south of Syracuse. The Veterinary College is located on the eastern edge of the Cornell University campus along Route 366. The buildings occupy nearly twelve acres and constitute one of the finest physical plants possessed by any of the world's veterinary colleges. The equipment, of the most modern type, is ample for teaching and research in the basic and clinical sciences.

The Veterinary College Library

The library, endowed by a gift from Roswell P. Flower, governor of New York when the college was founded, is named the Flower Veterinary Library in his honor. It is maintained partly by endowment funds and partly by appropriations from the State. It is on the second floor of Schurman Hall. The large reading room, seating seventy, features display shelves of current journals and areas for indexes, abstracts, and other reference books. The adjoining stacks of journals and monographs, on three levels, are open for use, and individual study carrels are also available.

The library contains over 57,000 volumes and regularly receives 1,047 periodicals and series titles. This represents a worldwide selection of veterinary titles plus titles in the biomedical sciences designed to support undergraduate, graduate, and research programs. Through the various libraries on the campus more than 4 million volumes and 50,000 journals and serials are made available to students. These collections, interlibrary loans, and photoduplication of materials supplement the research potential of the veterinary library which is rich in historical and basic research

resources as well as recent monographic works and especially selected government publications. A monthly newsletter is issued listing recent acquisitions.

Information on regulations and suggestions for the use of the library are provided to new students. Additional instruction in bibliographic research is available for advanced problems.

The SUNY Biomedical Communications Network terminal located in Mann Library provides ready access to an extensive computerized medical and biomedical bibliographical data base.

Research Facilities

Facilities for research are constantly expanding. In addition to on-campus facilities, laboratories for research on infectious, parasitic, and metabolic diseases have been constructed on Snyder Hill, about three miles from the campus, on a tract of 133 acres. In this same area, for the study of reproductive diseases of dairy cattle, one hundred heifers and thirty bulls are housed in available facilities.

Besides the many buildings for housing animals, most of which have small pastures, exercise lots, or paddocks, a number of laboratory buildings have been built for professional staff members stationed there for research. Most recent additions include a laboratory for the study of leukemia, financed by the National Cancer Institute, a large animal isolation facility, and a dog quarantine building.

Feline Research Laboratory

On February 12, 1974, the Board of Trustees of Cornell University approved the formation of the Cornell Feline Research Laboratory as a unit of the New York State Veterinary College at Cornell University. This formalized a program started in 1964 to study the infectious diseases of the cat, and expanded this program to study not only infectious diseases, but all

diseases that pose a significant threat to the health of cats.

The purposes of the Cornell Feline Research Laboratory are: (1) to promote and conduct research on diseases of the domestic cat in order to prevent or cure these diseases, (2) to provide continuing education on feline diseases to feline practitioners and cat owners, and (3) to aid feline practitioners when new or unknown diseases occur.

The Cornell Feline Research Laboratory is composed of a director and a group of faculty, graduate research assistants, and staff from several departments within the New York State Veterinary College that have a keen interest in understanding, preventing, and curing diseases of the cat. Each investigator conducts independent research in his or her area of expertise, with collaborative help from investigators in whatever other area of expertise is needed. This multidiscipline research may involve investigators from clinical medicine to the most basic sciences in order to solve a particular disease.

Poultry Disease and Aquatic Animal Disease Research

Poultry disease research is done on the campus in conjunction with the diagnostic and teaching laboratory and at the P. Philip Levine Laboratory on Snyder Hill about three miles from the campus. A forty-one unit disease isolation building forms part of the facilities on the campus.

The facilities at Levine Laboratory consist of a two-story building well equipped for research in the bacterial, viral, and parasitic diseases of chickens and turkeys. Facilities are being developed for maintaining shellfish in connection with the study of shellfish diseases. A disease-free flock of chickens is maintained for the production of chicks and embryos. There are twenty-eight separate pens for holding experimental birds on a tract of land of several acres.

A duck disease research laboratory with excellent equipment is maintained at Eastport, Long Island, with the cooperation of the Long Island Duck Research Cooperative. Housing for investigators and graduate students is available.

Diagnosis

The Veterinary College maintains and staffs regional veterinary laboratories for poultry disease diagnosis at Ithaca, Kingston, and Eastport. The latter is combined with the Duck Research Laboratory.

These diagnostic facilities serve the poultry industry needs in the surrounding area. Their staffs provide extension services and assist

in the collection of materials and cases required for research in Ithaca.

A laboratory for diagnosis of aquatic animal diseases is also maintained at the Veterinary College. It serves the fin-fish and shellfish industries and provides a source of materials required for teaching and research.

Diagnostic Laboratory

The Diagnostic Laboratory has operated for many years as an activity of the Department of Pathology. In March 1974, the Cornell University Board of Trustees established it as a separate unit, equivalent to an academic department, within the Veterinary College. The New York State Legislature made available \$1.62 million for planning and construction of a new Diagnostic Laboratory Building, through a contract between Cornell University and the New York State Department of Agriculture and Markets. The new building will be erected as an attached wing, within the central courtyard of the existing Veterinary College buildings. Completion is expected in 1976.

The Diagnostic Laboratory conducts a wide range of diagnostic procedures and tests on specimens sent in from all parts of New York State. Last year over 90,000 accessions were completed, involving serology, virology, bacteriology, parasitology, toxicology, and pathology. The volume of work is expected to increase substantially when the new building is completed and staffed.

The Equine Drug Testing and Research Program, which assists the racing industry of New York State to control the use of drugs that might influence the performance of race horses, is a separate component of the Diagnostic Laboratory. A broadly based research program studies the metabolism and pharmacodynamics of drugs, and develops methods for detecting them and their metabolites in blood and other body fluids. Analytical methods employ gas chromatography, mass spectrography, computer analysis, and other sophisticated technology to achieve detection of drugs at very low levels of concentration. Satellite testing laboratories are established at four of the harness tracks in the state where all racing animals are examined by a prerace blood test and over 60,000 tests were done last year.

New York State Mastitis Control Program

This program is a part of the Department of Large Animal Medicine, Obstetrics, and Surgery, and has three primary concerns: (1) teaching, (2) offering consultation and diagnostic service to the practitioner, and (3) field research on mastitis control. Four diagnostic laboratories, located in dairy areas of the state, are operated within the program.

The laboratory at Canton is directed by Dr. L. A. Wager, and serves veterinarians and dairymen in eight northern New York counties with a cow population of approximately 180,000. The laboratory is located on the campus of the State University of New York, Agricultural and Technical College at Canton, which permits some teaching responsibilities in addition to diagnostic services.

Dr. G. L. Hayes directs the laboratory at Earlville, which offers service in ten counties with a cow population of approximately 257,000.

The laboratory located at Kingston is directed by Dr. A. C. Fritz and offers service in seventeen counties with a cow population of approximately 134,000.

The central laboratory is located in the New York State Veterinary College at Ithaca, where student training, research programs, and diagnostic services are offered. Cooperative research with the Mastitis Research Section is carried out on basic and practical aspects of mastitis prevention. The central laboratory serves twenty-two counties of central and western New York, which include a cow population of approximately 326,000.

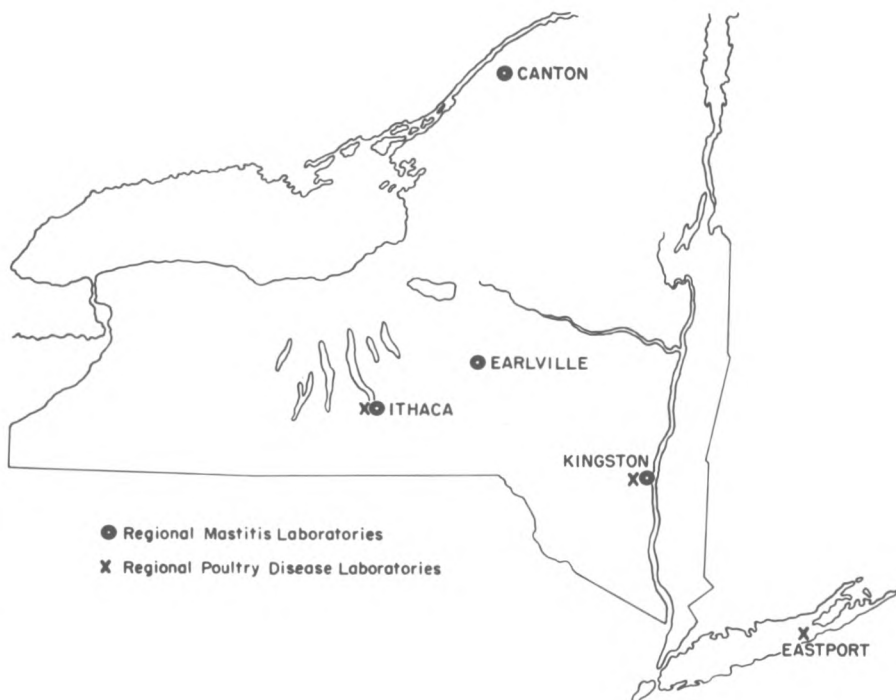
Dr. W. E. Linquist, the supervising veterinarian, and Dr. D. S. Postle, director of the program, are located at the central laboratory.

Veterinary Virus Research Institute

In September 1950 the Board of Trustees of Cornell University established a new unit in the New York State Veterinary College: the Veterinary Virus Research Institute. Formation of the Cornell Research Laboratory for Diseases of Dogs was approved as a section of the institute.

The primary objective of the institute is to prevent loss from infectious diseases in animals. Toward this end, basic research is conducted upon organisms that cause disease in order to increase knowledge of their nature, means of spread, and methods whereby their spread can be controlled. Another objective of the institute is advanced training of workers in the field of virology. Determined by the amount of laboratory space available, a limited number of graduate students and post-graduate visiting investigators are accepted.

After consideration of the many technical difficulties involved in work with viruses and other living organisms that may be airborne or transferred accidentally in other ways, a building complex was begun in 1950 and has been expanded from time to time. In this complex are twelve modern and fully equipped laboratories designed specifically for research and graduate teaching of virology, nutrition,



biochemistry, and electron microscopy as well as a library, offices, and a tissue culture laboratory. There are twenty-six animal isolation units constructed so that they can be cleaned and decontaminated efficiently to avoid unplanned infections. Specific pathogen-free animals, including dogs, pigs, chickens, guinea pigs, rabbits, and mice, are produced in separate animal buildings.

Research on Sheep and Cattle Disease

A tract of seventy-five acres of land on Turkey Hill, particularly suitable for research on internal parasites of sheep, has been equipped for maintaining these animals. A sheep barn is available which includes facilities for raising experimental animals under helminthologically sterile conditions. On an adjacent fifty acres, facilities are available for the study of reproductive diseases of dairy cattle.

Radiation Biology

A field laboratory including a radiation exposure facility, a whole-body counter and associated barns, holding areas, laboratories and offices, is maintained on a forty-two acre tract of University land. The laboratory is ideally suited for metabolic and physiological studies utilizing radioactive materials and radiobiological studies with large and small animals. The facility is an integral part of the Department of Physical Biology, and work at the field laboratory is coordinated with other departmental activities carried out in the Veterinary College Research Tower.

Muenschner Poisonous Plants Garden

Located north of the James Law Auditorium, this living collection of poisonous plants includes most of those found in the Northeast, and some from other parts of North America. It is maintained by the Veterinary College in cooperation with the New York State College of Agriculture and Life Sciences and Cornell Plantations. Each specimen is labeled with its scientific name, its common name, and the name of the plant family to which it belongs. The garden is open to visitors year-round.

Biology Computing Facility

The facility, operated by the Department of Physical Biology in the research wing of the Veterinary College, contains two computer systems. The laboratory computer system is intended primarily for application in the health sciences, but is available to anyone at Cornell. It consists of a PDP-15 main computer, a GT-40 graphics terminal, a LAB-8

satellite computer, and programs for multiple on-line experiments, data acquisition, graphics, and interactive computing.

The hospital information computer system is dedicated to the management of clinical records in the Small- and Large-Animal Hospitals. A PDP-11/45 computer contains the data base, which is accessed on-line from display terminals located throughout the college. The system is available to students, faculty, and staff of the college for clinical studies and research involving the management of medical data bases.

Admission

It is the policy of Cornell University actively to support equality of educational opportunity. No student shall be denied admission to the University or be discriminated against otherwise because of race, color, creed, religion, national origin, or sex.

Entrance Requirements

The New York State Veterinary College does not require that specific high school courses be taken, but students accepted by the Veterinary College will be required to submit a high school transcript showing a minimum of sixteen units. This is necessary for eventual certification for licensure to practice veterinary medicine. In exceptional cases high school equivalency certificates will be accepted. Since no specific high school courses are required for admission to the Veterinary College, high school students should take those courses that will qualify them for admission to undergraduate study at their chosen universities.

Successful completion of three years of study in a college or university, approved by its regional accrediting association, is a minimum time requirement for admission to the New York State Veterinary College. In exceptional cases, students who have completed all of the prerequisites in two years of undergraduate education may be admitted.

It is not necessary to come to the Veterinary College for a preapplication interview. If there are specific questions that can be answered over the telephone, or if an interview is desired, applicants should call William H. Johndrew, director of student administration, at 607/256-2003. Those who wish an interview should request an appointment at least three weeks in advance. Interview hours are 9:00 a.m. to 12 noon, Monday through Friday. From January 15 to May 1, the Office of Student Administration and the Admissions Committee are engaged in selecting candidates for the entering class and are unavailable for interview purposes.

It is not necessary to enroll in a preveterinary curriculum, but undergraduates should attend a university that offers all of the prerequisite courses and offers a program for fulfillment of a secondary career goal. It is not possible to make a selection for any applicant. The applicant should keep in mind that competition for admission to this college is extremely keen and, therefore, a good, competitive college should be selected. The applicant must be, or have been enrolled in a full-time study program in an institution that grants a baccalaureate degree. The number of applicants each year is in excess of 600. Only a limited number of these can be accepted.

The minimum course requirements for admission are as follows:

	<i>Semester Credits</i>	<i>Quarter Credits</i>
English	6	9
Physics	6	9
Biology or zoology	6	9
Chemistry	16	24
Mathematics	6	9
Microbiology	3	5
Genetics	3	5
Nutrition	3	5

Please note: It is required that all academic prerequisites be completed by July 1 of the year in which the applicant will be enrolling in the Veterinary College, if accepted.

The English requirement must be fulfilled by completing a course in English composition and a course in public speaking or oral communication.

The biology or zoology, physics, and microbiology courses must have associated laboratory instruction. The only substitution allowed in this group will be a course in bacteriology for microbiology.

The mathematics course must have substantial elements of analytic geometry and calculus. Courses in geometry, algebra, and trigonometry do not fulfill the requirement. A statistics course may be taken in partial fulfillment of this requirement.

The chemistry requirement must include at least one course in organic chemistry with laboratory instruction and a four semester hour course in biochemistry. Laboratory instruction is not required in biochemistry. However, if a four-hour biochemistry course is not offered, a three-hour course, plus a course in laboratory instruction should be taken. If the total chemistry credits do not equal the above minimum requirement, another chemistry course must be taken, e.g., quantitative or qualitative analysis or physical chemistry. If the college does not offer a course in biochemistry but does offer a course that should fulfill this requirement, it will be accepted in fulfillment of the biochemistry requirement.

If a nutrition course is not offered at the applicant's undergraduate school, provision will be made in the first year's curriculum to take a course in this subject at Cornell.

If advanced placement credit for any one of the above prerequisites has been granted, it will not be necessary to repeat that course in fulfillment of the prerequisite. However, the advanced placement credit for each subject must be recorded on the applicant's transcript.

Courses that do not require a laboratory and have been taken through United States Armed Forces Institutes are acceptable.

Completion of the minimum course requirements for admission fulfills the Veterinary College course prerequisites although these credits are not transferred to this college. Transferring credits and courses from a two-year college to a four-year college before applying to the Veterinary College will be accepted in fulfillment of the prerequisites.

Animal Practice Requirement

At least one summer, ten weeks, must be spent working with large animals. This requirement can be met by working on a farm with at least one of the large domesticated animal species, preferably dairy cattle. However, if for some reason it is not possible to work on a dairy farm, working at one of the following will be acceptable: racetrack, horse stable or farm, cattle ranch, sheep or swine farm. This work must include the responsibility for the care, cleaning, handling, and feeding of the animals. Working with personally owned pleasure horses or university or college animals as part of a course or research project will not suffice.

At least one summer, ten weeks, must be spent working in some phase of small animal work. This requirement may be met by working with a veterinarian serving as a small animal practitioner or through zoo, laboratory animal, poultry, or similar types of animal work. Raising a few pets around the home will not meet this requirement.

It is required that either the large or small animal experience be fulfilled by July 1 of the year in which the applicant will be enrolling in this college, if accepted. An applicant should not apply for admission until this requirement has been fulfilled. The remaining animal practice requirement must be completed before the student registers for the third year in this college.

When applying for admission, two employer evaluation forms will be sent regarding the animal practice requirement—one for the large animal and one for the small animal experience. If more forms are needed, they may be reproduced. A brief, one- or two-page report describing this experience, i.e., kind of



work done, amount of time spent, and thoughts regarding the experience, must be submitted by the applicant. Only that animal experience obtained after the age of fifteen will be acceptable in fulfilling the animal requirement. This requirement is applicable to both sexes. It is not possible for the Veterinary College to find positions or to furnish a list of names of potential employers for the applicant's animal practice requirement. The applicant must assume this responsibility.

Other Requirements

Also required is a 1500-word, typewritten essay. This essay must describe those factors that have had the greatest effect in the formation of the applicant's outlook on life, reasons for wanting to be a veterinarian, and those factors that have motivated the applicant toward veterinary medicine as a career.

The Graduate Record Examination Aptitude Test administered by the Educational Testing Service is required. Arrangements should be made to take the GRE no later than October or December to allow sufficient time for the results to be received by the Veterinary College. In item 10 of the GRE application form applicants should enter the following information: Institution Code R 2549-4, New York State Veterinary College. The Advanced Biology Test is not required.

In addition to the college adviser's form and the employer's evaluation form, two letters of recommendation are also required. One of these must be from someone who has known the applicant for ten years if possible.

It is the applicant's responsibility to become familiar with these requirements. No exceptions will be made.

Application Procedure

Students should write to the Office of Admissions, Cornell University, Day Hall, Ithaca, New York 14850, requesting an application form for admission to the Veterinary College. Cornell students should apply through the Office of Student Administration, first floor, Veterinary Research Tower. The deadline for returning Form I of the application is December 15, 1974, for the class entering in the fall 1975. (Beginning with the class applying for entrance in the fall of 1976, the application deadline will be November 1.) When this form is returned with the \$20 application fee, a request for additional information will be mailed to the applicant. It is the applicant's responsibility to submit this additional information no later than January 15.

If an applicant is not accepted the first time and wishes to reapply the next year, he or she

should write to the Office of Admissions, Cornell University, Day Hall, Ithaca, New York 14850, requesting reactivation of the admissions folder. Another \$20 application fee will have to be paid, additional forms filled out, and the folder updated. It will not be necessary to write a new essay, repeat the GRE, submit new animal practice report forms or letters of recommendation, if they have been submitted in the past three years. Information in the admissions folder remains on file for three years and then is destroyed. It will be necessary to add any new information that is pertinent to the current application.

Admissions Committee

The Admissions Committee endeavors to select those persons who are highly motivated to serve the health needs of domestic animals. Applicants must have the intellectual ability to succeed in a rigorous academic program and learning habits that will continue after graduation. They must possess an excellent ethical and moral character and have the aptitude to handle animals in a compassionate and effective manner.

Because the enrollment number is limited, preference is given to applicants in the following order: (1) legal residents of New York State, (2) residents of states that do not have either a college of veterinary medicine or a compact arrangement, (3) residents of other states and foreign countries.

To be considered by the Admissions Committee it is desirable that an applicant have at least a 2.5 (4.0 scale) cumulative grade point average and at least a 2.5 in the Veterinary College prerequisite courses (see p. 9). Because of the number of applications, however, a much higher average than 2.5 is needed to be considered. A prerequisite will not be regarded as having been fulfilled for any course in which the final grade is less than C-. In computing the grade point average, a grade of D or F will be computed with the grade received in the repeated course. Since it is impossible to evaluate honors, pass-fail, and S-U grading systems, it is necessary to obtain a letter grade for all of the prerequisite courses and have these grades certified by the registrar at the applicant's undergraduate university.

If after review of the applicant's folder, the Admissions Committee believes that the applicant is in contention for acceptance, they will require an interview. The time and date of the interview are set by the committee. Students are accepted for admission only to the class beginning in September. Notification of acceptance or rejection is made about May 1.

Advanced Standing

Applicants for admission to advanced standing as members of the second-, third-, or fourth-year class must present educational qualifications similar to those expected for students who have completed the prior years courses here. They must be attending one of the veterinary colleges accredited by the American Veterinary Medical Association in the United States or Canada. Further, they must pass satisfactory examinations in all of the work for which they desire advanced credit. No person will be admitted to any advanced class except at the beginning of the college year in September. The applicant must file a formal application as directed above and must be interviewed by the Admissions Committee. In addition, there must be a vacancy in the class.

University Requirements

Applicants for admission must not only satisfy the entrance requirements but must also comply with the following rules of the University. Every candidate for admission who receives a notice of approval of his or her application must pay a \$50 registration fee. Candidates will be advised of the due date of this fee at the time an acceptance for admission is sent. Candidates are warned not to send cash through the mails. A check, draft, or money order should be made payable to *Cornell University* and should be sent to the Office of Admissions, Day Hall.

If the candidate withdraws before the due date of this registration fee, the fee will be refunded. No refund will be made to an applicant who withdraws after the due date of the fee; in that case the whole fee will be retained by the University in payment of its costs and intangible losses resulting from such withdrawal.

Each entering student is expected to assume personal responsibility for fulfilling the health requirements adopted by the Board of Trustees of Cornell University. Permission to register for a new semester will not be granted unless all health requirements pertaining to the previous semester have been fulfilled.

Combined Courses

By judicious planning, students who do their preveterinary work in the College of Agriculture and Life Sciences at Cornell, may be able to qualify for both B.S. and D.V.M. degrees in less time than would be required if the courses were taken consecutively. This can be done by double registration during the latter part of the period whereby certain course credits in the veterinary curriculum can be applied toward completing the requirements for the bachelor's degree.

In these instances three years are ordinarily spent as a candidate for the baccalaureate

degree before the application for veterinary medicine is filed. It should be clearly understood that no assurance can be given in the beginning that candidates will be permitted to complete this plan, since decision on admission to the veterinary course cannot be given until the admission requirements of the Veterinary College have been completed.

Registration

Every student must register at the Office of Student Administration, first floor, Veterinary Research Tower. This *must* be done before the close of the regular registration period unless the student has received special permission from the director.

Admission to the Graduate School

Graduates of this Veterinary College or other colleges may enter the Graduate School of Cornell University and pursue work for the degrees of M.S., Ph.D., or D.Sc. in Veterinary Medicine in the Veterinary College and allied departments of the University. A prospective graduate student should consult the *Announcement of the Graduate School* and apply to the dean of the Graduate School.

Applicants for graduate study from countries other than the United States and Canada are requested to include in their credentials the results of the Graduate Record Examinations Aptitude Test except in cases where this examination is not given in reasonable proximity to the student's home. Where the Graduate Record Examinations are not available the student is requested to submit, instead, the results of the College Entrance Examination Board Scholastic Aptitude Tests.

The Veterinary College, alone or in combination with other departments of the University, offers advanced students excellent opportunities for study and investigation. Its situation gives it abundant and varied material for research, and it has ample research facilities. It encourages graduate and advanced students to carry on independent investigations. Courses of study especially adapted to advanced work and research will be found among those listed in pp. 25-38 of this *Announcement*.

A student who holds the degree of Doctor of Veterinary Medicine from a recognized college or school in the United States or Canada may transfer one year's residence credit for that work toward the Doctor of Philosophy degree whenever the student's Special Committee certifies that the work done in the years of professional study formed an integral part of the work required for the doctorate and was of equivalent quality.

The Degree of Doctor of Science in Veterinary Medicine

Admission to candidacy for the degree of Doctor of Science in Veterinary Medicine (D.Sc. in V.M.) is a function of the Division of Veterinary Medicine of the Graduate School.

The following requirements must be met before admission to candidacy:

1. The candidate must have been graduated for at least five years from an approved school of veterinary medicine.
2. The candidate must have demonstrated by published papers the ability to do independent meritorious research.
3. The candidate must have offered to the Division of Veterinary Medicine satisfactory evidence of the ability to read accurately the French and German literature in his or her field.

Candidates who have no graduate credit beyond their D.V.M. degree must complete not less than four residence units to qualify for the degree. It is considered that at least two units of work leading to the degree of Doctor of Veterinary Medicine are an integral part of this professional degree. Those who have a Master of Science degree or its equivalent from an approved college or university may complete the minimum residence credit by acquiring at least two additional units.

After a candidate has been admitted, he or she will select a member of the faculty in veterinary medicine to serve as chairman of the Special Committee. The faculty of the division will then select two other members of the committee. These three individuals will have charge of the candidate's program and will be responsible to the faculty of the division for supervising the candidate's work, which must fall in the following categories:

1. Advanced courses in any of the sciences that have a relation to medicine. Selected courses that are part of the regular curriculum of the Cornell University Medical College may be accepted for not more than half of the total credit in this category. In no case will credit be granted for courses that are part of the regular curriculum in veterinary medicine or for similar courses in the Medical College curriculum.
2. Regular attendance and study in any of the clinics of the Veterinary College or of the Medical College.

All candidates must take at least two-thirds of their work in courses that can properly be included under Category 1. If desired, they may take all their work in Category 1. Not more than one-third of their work may be taken in Category 2.

Courses will be deemed satisfactorily completed only upon receipt of a regular transcript of credits. Following completion of course work, each candidate for this degree must present

an acceptable monograph or thesis in the area of special interest and must submit to a general examination covering the subject matter of his or her work. The Special Committee will set the time and place of the examination and invite all members of the division and the graduate faculty of other fields who have participated in the student's training to attend. They have the right to examine the candidate and express to the Special Committee their opinions of the candidate's competence, but only the Special Committee has the responsibility for recommending the student for the degree. The recommendation is addressed to the faculty of the Division of Veterinary Medicine of the Graduate School, which then makes recommendations to the Graduate School.

Finances

Tuition and fees for Doctor of Veterinary Medicine degree candidates are \$2,100 a year for New York State residents and \$2,700 a year for nonresidents. Most students in this college do not live in University housing. Living costs can not be stated with the same degree of certainty as regular University charges, since they depend to a great extent upon the individual's standard of living. The cost of room and board in Ithaca is estimated at \$1,500. Laundry may require \$30 to \$50 a term. Books, instruments, and supplies will cost \$200 to \$250 a term. Additional allowance must be made for clothing, travel, entertainment, and incidentals.

Tuition or other fees may be changed by the Board of Trustees at any time without previous notice.

Financial Aids

Loan Funds

Sources of support available for loans to Veterinary College students are as follows: the Cornell Veterinary Alumni Association; the New York State Veterinary Medical Society; the family of David E. Wright, '12; the Dean W. A. Hagan Fund; the Health Professions Loan and Scholarship Program; the Munderback Veterinary Fund; the Sunderville Veterinary Fund; National Association of Federal Veterinarians Emergency Loan Fund; Student Emergency Loan Fund of the Women's Auxiliary to the New York State Veterinary Medical Society; and the Charles H. Webster Veterinary Fund. There are two emergency loan funds available through the director of student administration. One is funded by the Women's Auxiliary to the New York State Veterinary Medical Society and the other by Omega Tau Sigma fraternity. Veterinary students are also eligible to apply for loans from other funds



held by the University. Most of these are administered through the Office of Scholarships and Financial Aid, 203 Day Hall. Students who are in real need should not hesitate to apply for assistance. It is suggested that students discuss their needs with the director of student administration before applying.

Undergraduate Scholarships

Needy undergraduate students who have done well scholastically may receive help from various scholarship funds. Committees of the University evaluate the merits of the applicants and determine the amount of money to be granted. Students interested in financial aid should speak with the director of student administration. There are many scholarships and grants-in-aid open to all University undergraduates, as well as several that are specifically for veterinary students. The scholarships and prizes for veterinary students are described here.

Applications are received at a time announced each spring and the awards are made for the following academic year. Payment is made by deduction of half the amount of the scholarship from University charges for each semester.

Allan Products Company Scholarship. Three scholarships of \$1,000 each are available. The scholarships are awarded to students at the end of the first year and may be continued for three years, subject to review by the Committee on Scholarships. The original award and annual renewal are based on academic performance and financial need.

Eastern Milk Producers Cooperative Scholarship. The purpose of this scholarship is to assist a worthy student in the Veterinary College with preference to be given to sons or daughters of members of the Eastern Milk Producers Cooperative Association. The student must have an established need for financial assistance and show evidence of outstanding character and leadership ability.

Irene Heinz Given and John LaPorte Given Veterinary Scholarship. The award is administered by the Committee on Admissions in accordance with the intent of the trustees of the Given Foundation to help qualified students applying for admission who might otherwise be financially unable to attend this college.

Bertha Hamilton Scholarships. Since 1972 a portion of the annual income of the Bertha Hamilton Trust has been donated to the Veterinary College for scholarships to be awarded by the faculty on the basis of academic performance and financial need. Sixteen scholarships of \$600 each have been available each year.

David Kennedy Johnston Scholarships. Under the will of Nettie J. Huey, funds were set aside to provide scholarships to students in the College of Agriculture and Life Sciences and the Veterinary College. Nine scholarships of \$500 to \$600 each are available.

Valentine Mott Knapp Scholarship. This annual scholarship of the value of \$600 was established through the will of David V. Knapp as a memorial to his brother, Dr. Valentine Mott Knapp, '04. The award is made at the end of the third year. In awarding the scholarship, the faculty will take into consideration the ability of the applicant to do creditable academic work, the personal characteristics of the applicant with respect to professional attitude, and his or her financial need.

Merrimack Valley Kennel Club Scholarship. The Club, of Derry, New Hampshire, sponsors an award of \$200 to a student to be selected on the basis of academic ability and financial need.

Pfizer Scholarship. This scholarship is awarded to a student at the end of the third year whose academic achievement is adequate, whose need for the award is clear, and who shows good potential.

Maurice H. Skyer Memorial Scholarship. Provided by the Monticello-Goshen Chapter of the United States Harness Writers Association, this scholarship of \$300 is to be awarded to a student from Orange, Sullivan, Ulster, Delaware, or Dutchess County in New York, or from Pike, Wayne, Lackawanna, or Luzerne County in Pennsylvania. The student must be interested in working with horses. The scholarship is awarded for use in the fourth year.

The Jim Dale Thomas Memorial Scholarship. This award was established as a prize in 1965 and became a scholarship in 1969. The scholarship is awarded, for use in the fourth year, to a third-year veterinary student who has shown an interest in dairy cattle practice and has a high level of capability in this field. The award is made on the judgment of the faculty of the Department of Large Animal Medicine, Obstetrics, and Surgery.

Tuition Scholarships. The trustees have authorized a limited number of scholarships, of \$600 each, to be awarded each year by the Veterinary College. The scholarships are awarded to undergraduate students who show promise of becoming outstanding veterinarians in the judgment of the faculty and who are not residents of New York State. Each student holding a scholarship must maintain an academic standing that is satisfactory to the faculty.

Women's Auxiliary to the New York State Veterinary Medical Society Scholarship. Two scholarships are awarded each year—one to a student at the end of the sophomore year and the other being available for any student. The awarding of this scholarship will be based on the applicant's financial need and ability to do creditable academic work.

Yonkers Raceway Foundation Scholarship. By action of the executive committee of the Yonkers Raceway Foundation, an endowed scholarship of \$500 was established at the Veterinary College to be awarded by the Committee on Scholarships of the College to a needy student who is a resident of New York State. The same criteria will be used in awarding this scholarship as are used in selecting the candidates for the Valentine Mott Knapp scholarship.

Prizes for Veterinary Students

The Alpha Psi Prize is given by Beta (Cornell) chapter of the Alpha Psi Fraternity. It was suggested by the donors that this prize, a \$25 United States savings bond, be "awarded by the faculty to a member of the fourth-year class who has shown by his scholarship, personality, character, the breadth of interest that he is capable of elevating the prestige and expanding the services of veterinary science in practice, in education, and in its relationship to community, state, and national welfare."

The James Gordon Bennett Prize of \$120 is awarded to members of the graduating class. The award is based upon the work in the clinics giving evidence of the ability of the recipient to handle diseased animals humanely. Special emphasis is laid upon the ability of the student to apply effectively local and general anesthesia.

The Anne Besse Prize of \$100 is awarded in the principles and practice of veterinary medicine. It is based upon the work in the clinics giving evidence of ability in clinical diagnosis.

The Charles Gross Bondy Prizes consist of two annual prizes awarded to the two fourth-year students who rank highest in proficiency in the courses in practical medicine and surgery of small animals. The total prize is \$100.

Diamond Service Award. This award of \$100 is to be presented annually to the senior veterinary student who, in the estimation of the junior and senior classes has, by his or her activities, contributed to the enhancement of the profession.

The Grant Sherman Hopkins Prize of \$90 in veterinary anatomy was endowed by Mrs. Ann Ottaway Hopkins in 1955 in memory of her

husband. Dr. Hopkins served Cornell University for forty-five years (1889–1934). Upon the opening of the Veterinary College in 1896, he became a member of the original faculty as assistant professor of veterinary anatomy and anatomical methods. He was made a full professor in 1903 and served in that capacity until his retirement in 1934. The prize will be awarded by the Veterinary College faculty upon the recommendation of the staff of the Department of Veterinary Anatomy. It will be awarded to a member of the graduating class on the basis of interest, ability, perseverance, and performance in the work in veterinary anatomy. Special consideration will be given to extracurricular work in animal morphology. Although scholarship is an important consideration, the award is not based wholly on that criterion.

The Merck Manual Awards given by Merck and Company, Inc., are presented to members of the graduating class. The recipients of the awards (veterinary manuals embossed with recipients names) are determined by the dean and director of student administration.

The Jane Miller Prize of \$90 in physiology is awarded to the student or students doing the best work in this subject. The amount is usually divided into two prizes which are awarded at the end of the second year.

The Malcolm E. Miller Award was established in 1965 by Mrs. Mary Miller Ewing in memory of her husband, Dr. Malcolm E. Miller '34, a former professor of anatomy and head of that Department from 1947 to 1960. The recipient is to be a fourth-year student who, in the judgment of the dean and the director of student administration, has demonstrated perseverance, scholastic diligence, outstanding improvement, and other personal characteristics that will bring credit and distinction to the veterinary profession. The prize is a cash award of \$50.

The Mary Louise Moore Prize in Bacteriology was established by a bequest of Dr. Veranus A. Moore in honor of his wife. Dr. Moore was a member of the original faculty of the Veterinary College. He was professor of pathology, bacteriology, and meat inspector from 1896 to 1926, and dean of the Veterinary College from 1907 to 1929. The income of the endowment (\$80) may be awarded each year, upon recommendation of the head of the Department of Microbiology and with the approval of the dean of the College, either as a prize to students who have done the best work in the department or as a subsidy to encourage individual research work of students by defraying expenses of their experiments.

New York State Veterinary Medical Society Prizes amounting to \$100, were established by the New York State Veterinary Medical Society.

17 Requirements for Graduation

They are awarded to members of the fourth-year class who present and have approved the best case reports. The award extends from April 1 to March 31. All case reports to be considered must be received at the office of the chairman of the Committee of Senior Seminar Course 899, by March 31. Each case report must be reviewed and approved by the head or designated faculty member of the department in which the case was received, studied, and treated. The executive board of the New York State Veterinary Medical Society reserves the privilege of requesting any prize recipient to furnish either a copy of his paper or an abstract for publication in the organ of the society, *Veterinary News*.

Philotherian Photographic Prize. Dr. and Mrs. Hadley C. Stephenson established this endowment. Photographs of animals, submitted by students or their spouses, are judged by a committee appointed by the dean of the college. The two prizes of \$25 each are awarded on the basis of the individuality of the animal, its enjoyment of its surroundings, and the effect it has on the feelings of the judges.

The Poultry Disease Prize was established by Dr. Nathan Wernicoff '31, and Dr. Tevis Goldhaft '35 of Vineland, N.J., for the purpose of stimulating interest in diseases of poultry. The prize consists of \$50 for the best composition or essay, or the best original work reported by a member of the fourth-year class. Competing papers must be submitted not later than the first week of the second term of the college year to the dean, who will appoint a suitable committee to read them and make recommendations on the award. The award will not be made if, in the judgment of the committee, none of the papers submitted is considered to be sufficiently meritorious.

The Anna Olafson Sussex Pathology Award.

This award was endowed in 1973 by Peter and Harriette Olafson in memory of Dr. Olafson's sister. The award of \$75 is to be given at the end of the third year to the student judged most worthy by the people actively engaged in teaching pathology.

The Jacob Traum Student Award was established by friends and colleagues at the time of Dr. Traum's retirement as chief scientist of the United States Department of Agriculture Plum Island Animal Disease Laboratory. Dr. Traum was graduated from Cornell University in 1905 and served the veterinary profession in a variety of capacities, particularly in the U.S.D.A. and at the University of California. The award will be given annually to the senior student in the New York State Veterinary College who, in the judgment of the dean, has exhibited in his scholastic career superior interest and

accomplishments in bacteriology, epizootiology, pathology, and virology, including aptitude for and expressed interest in research on infectious diseases. The prize is a cash award of \$60.

United Farm Agency Award. This award is administered by the Director of Student Administration in accordance with the intent of the board of directors of the United Farm Agency. Awards will be made to senior students with rural interests who will be practicing in rural areas.

The Upjohn Clinical Awards were established in 1966. The Upjohn Pharmaceutical Company offers prizes for unusual proficiency in the Large Animal Clinic and in the Small Animal Clinic. The winners are selected by the staffs of the respective departments. A cash prize of \$200 is divided between the two clinics.

The Horace K. White Prizes, established by Horace K. White of Syracuse, are awarded annually to meritorious students in the graduating class of the College. They consist of a prize of \$125 to the first in merit and a prize of \$75 to the second in merit.

The Women's Auxiliary A.V.M.A. Prize of \$100 is awarded annually to a senior student for a special contribution which advances the standing of the Veterinary College on the campus by special contributions of an extracurricular nature.

Requirements for Graduation

The prescribed four-year curriculum leading to the degree of Doctor of Veterinary Medicine (D.V.M.) is summarized in the section below. To receive this degree, candidates must satisfy all the entrance requirements (pp. 8-9), successfully complete the courses named in the curriculum below, have paid all fees due, and have spent at least one year in residence.

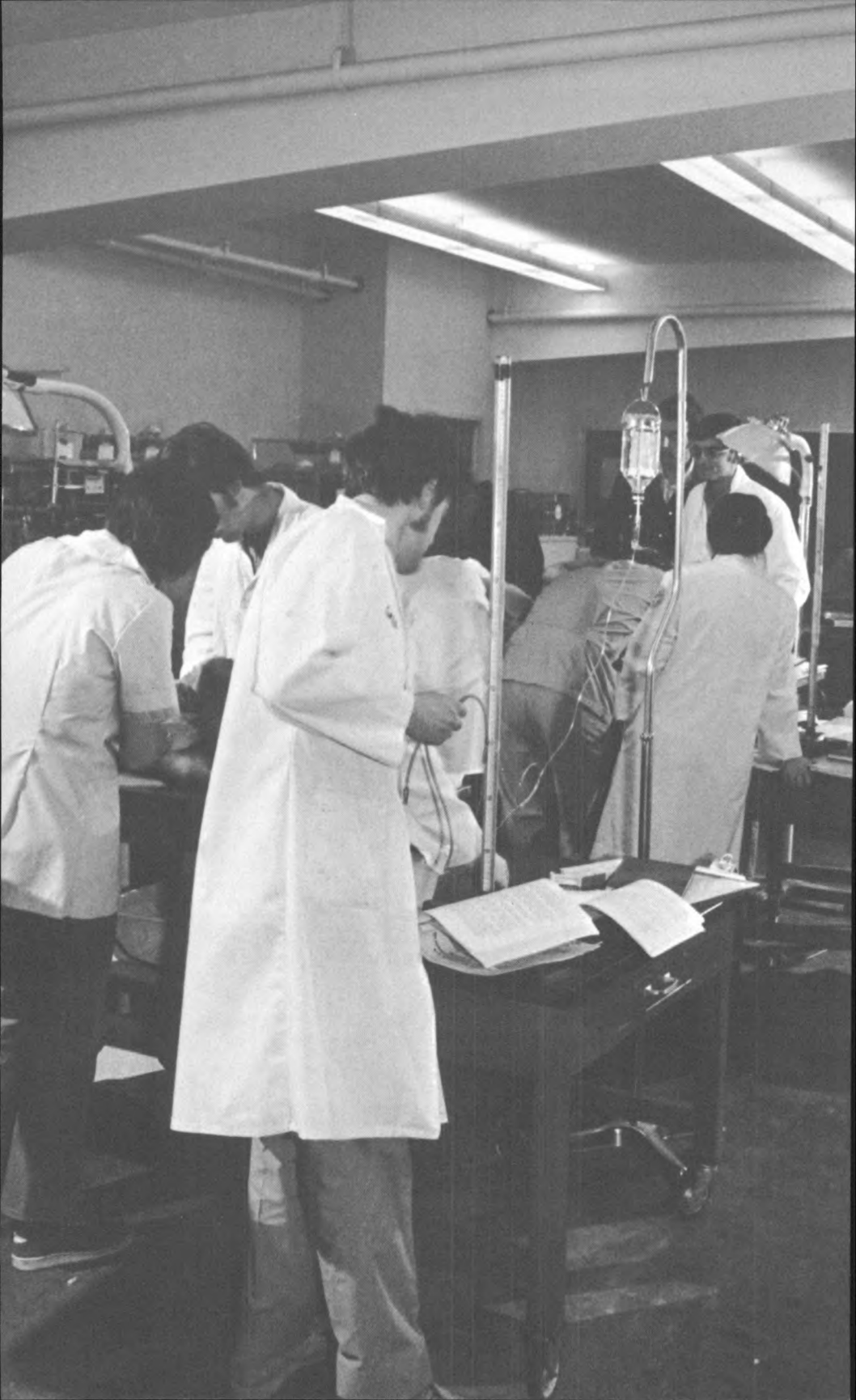
The work of the College is arranged to begin in September and to close in May. The academic year is divided into two terms.

At the conclusion of each term the Veterinary College faculty will review the records and conduct of students. Registration of unsatisfactory students will be terminated.

The Curriculum

The College has a core-elective curriculum. A summary of the core curriculum is listed below.

The abbreviation "Req." indicates that a course, or its equivalent, is required for graduation but that no formal credit is given for the course.



national organization. Its primary objective is to recognize and encourage superior scholarship in all fields of study. Good character is an essential supporting attitude for those elected to membership.

Careers for Veterinarians

The function of the Veterinary College is to educate young men and women to become practitioners, teachers, and research workers in the science and art of veterinary medicine. The college thus serves to protect the health of livestock, poultry, and companion animals, and to support public health programs.

The veterinary medical profession offers excellent opportunities for those who have an abiding interest in the diagnosis, treatment, and prevention of animal diseases. Like most medical careers, it is a way of life requiring strong vocational motivation and dedication. It is a demanding career. The work is often rigorous. The compensation varies greatly, but intelligent and conscientious service usually is rewarded by an adequate income. Those who are genuinely interested in the work have the satisfaction of serving a useful purpose. Some of the opportunities for veterinary graduates in the United States are described on the following pages.

Private Practice

Veterinary practice is a wide field with excellent opportunities for well-qualified persons. For several years the need for veterinarians in private practice has exceeded the supply. Practice may be general in which the individual offers service for all species of animals. There is a trend toward restricted practice in which the veterinarian limits practice to small animals, cattle, horses, or poultry, etc. Some veterinarians by virtue of advanced training and experience become specialists and limit their work to narrow fields such as ophthalmology, orthopedics, diseases of reproduction, or other specialty areas. There is an accelerating trend toward partnership or group practice. Most graduates, to gain experience, have gone into private practice in the employ of an established veterinarian for at least one year.

Salaried Positions

Salaried positions are available with state and federal governments, pharmaceutical manufacturers, research institutions, universities, zoos, and a few large livestock farms. Generally these positions are filled by experienced practitioners or those who have had graduate training. There is expanding involvement in comparative medicine and aquatic animal medicine.

Private Corporations

Many veterinarians are employed by large stock and poultry farms, industrial laboratories that produce biologicals and pharmaceuticals for the prevention and treatment of diseases, and by companies whose products must be tested on animals.

Federal Governmental Agencies

The United States Department of Agriculture employs more veterinarians than any other single agency. The work is concerned for the most part with the prevention, control, and eradication of domestic and foreign infectious and parasitic diseases of milk- and meat-producing animals.

This service is also responsible for assurance of safe, wholesome, and accurately labeled food products of animal origin. Regulatory veterinary medicine, based upon sound veterinary medical knowledge, supported by effective legislation, is planned and carried out in ways that will achieve the desired results while interfering least with the economic life of the community and nation.

Many veterinarians in the United States Department of Agriculture are engaged, in well-equipped laboratories, in full-time research programs on diseases of animals of economic importance.

Veterinarians who are physically qualified and graduates of veterinary colleges acceptable to the surgeon general of the United States Army and United States Air Force and who elect to go on active duty are eligible to make application for appointment. Qualified candidates are appointed in the grades of captain to colonel inclusive, the grade being determined by the age, professional experience, and professional qualifications of the applicant.

The United States Public Health Service employs veterinarians in the development and administration of programs concerned largely with the control of domestic and foreign animal diseases transmissible to man. The service cooperates extensively with international disease control agencies as well as with our state governments. In addition to maintaining active programs in research laboratories of its own, the service engages in diversified contractual research programs with numerous academic institutions.

State Governments

Every state has a state veterinarian or similar officer, usually in the department of agriculture, whose duties are to look after the health of animals by enforcing laws and regulations drawn for this purpose. In many states the state veterinarian has a corps of assistant veterinarians.

Many state health departments have one or more veterinarians on their staffs to advise on animal diseases that have significance in human health and to investigate outbreaks of such diseases.

Almost every agricultural college has a veterinary science department. Some of these employ five or six veterinarians as research workers and teachers. The veterinary colleges of the country have staffs of veterinarians working in a number of specialized disciplines. Teaching opportunities are numerous in every field of veterinary education.

Municipal Governments

Graduate veterinarians are employed as members of health departments by most cities on a full-time basis, and by many towns and villages on a part-time basis. Their duties usually are connected with the sanitary control of meat and milk and with the investigation of epidemics of food or animal origin.

Legal Requirements

Before graduates can practice veterinary medicine in the United States they must obtain a license from the state or states in which they locate their practices. This license generally is issued by the Department of Education or the Department of Agriculture on the basis of an examination set by a veterinary licensing board. Some states issue licenses without examination, based upon reciprocity when the applicant has been licensed in other states.

In New York the licensing agency is the State Education Department. All inquiries should be addressed to the Secretary of the State Board of Examiners, Room 1841, Twin Towers, 99 Washington Avenue, Albany, New York 12210. Examinations are given twice a year. Applicants are required to furnish evidence of the following: (1) adequate preprofessional as well as professional education, (2) good moral character, and (3) being at least twenty-one years of age. Application for the examination must be filed at least thirty days before the scheduled date and must be accompanied by a fee of \$40.

Health Services and Medical Care

Health services and medical care for students are centered in two Cornell facilities: the Gannett Medical Clinic (outpatient department), 10 Central Avenue, and the Sage Infirmary, on Sage Place. The entrance to the Infirmary is on East Seneca Street between Stewart Avenue and Schuyler Place, about five blocks from the edge of the campus. Students are entitled to unlimited visits at the clinic. Appointments

with individual doctors at the clinic should be made by calling 256-4082 or by visits, in person, to the clinic. (An acutely ill student will be seen promptly whether he or she has an appointment or not.) Students are also entitled to most laboratory and X-ray examinations and initial consultation with a specialist when indicated for diagnosis and treatment and ordered by a staff physician. Hospitalization in the Sage Infirmary with medical care for a maximum of fourteen days each term and emergency care is also provided without additional cost. The cost of these services is covered by tuition.

If, in the opinion of the University authorities, the student's health makes it unwise to remain in the University, the student may be required to withdraw.

Student Accident and Sickness Insurance Plan

Cornell has a mandatory health insurance plan to supplement the services outlined above. (This plan may be waived if the student has other health insurance or is willing to accept the financial risk of no insurance.) For example, hospitalization in Sage Infirmary in excess of fourteen days a term, and expenses for illness or accidents outside Ithaca during the academic year and vacation periods will be covered by this insurance. Information about this insurance may be obtained at the Gannett Medical Clinic where a representative of the insurance company has an office.

Health Care Plan for Student Spouses

The University Health Services offers a prepaid health care plan for student spouses that is identical in benefits to the student health care. For the payment of a fee each term a student spouse is entitled to unlimited medical visits to Gannett Clinic, up to fourteen days each term for hospitalization in Sage Infirmary and emergency care. In addition, the Health Services will assume the cost of a first visit to a specialist (when referred by a Health Services physician). Other services are available at reduced cost to those who participate in this program.

Students may enroll their spouses prior to, or during the first thirty days of any term.

This primary care program is not to be confused with the Student Accident and Sickness Insurance Plan (for Cornell Students and their dependents). The student insurance supplements basic health care by providing twelve-month insurance coverage for students (and dependents) over and above benefits of the Health Services, and by protecting the students when they are away from the Cornell campus (e.g., vacations).

Information and enrollment forms for the Student Spouse Prepaid Health Care Plan may be obtained by writing or coming to the: University Health Services, Gannett Medical Clinic, 10 Central Avenue, Cornell University, Ithaca, New York 14850.

Emergency Service

Students who need medical attention during the hours the clinic is closed may go to Sage Infirmary. If an accident or serious illness occurs, the physician on emergency service may be reached by calling 256-3493 during clinic hours or 272-6962 after clinic hours.

Housing and Dining Facilities

University Housing

Applications for all University housing should be made immediately upon provisional acceptance.

Cornell provides residential facilities on campus for about 5,400 students. These facilities are located in two areas that lie to the north and west of the central campus. For detailed descriptions of various housing accommodations, students should consult the *Announcement of General Information*.

Students are not subject to a residence requirement, and should note that acceptance to Cornell University does not guarantee the availability of on-campus accommodations.

An application form for on-campus housing accommodations will be enclosed with the notice of provisional acceptance to each candidate from the Office of Admissions.

Information about available housing and rental rates may be obtained from the Student Housing Office, 223 Day Hall.

Graduate Students

University housing in residence halls is available to single graduate students upon application to the Student Housing Office, 223 Day Hall, Cornell University, Ithaca, New York 14850.

Sage Graduate Center provides housing for approximately 200 men and women. Situated in the center of the campus, it is convenient to all colleges. There is a cafeteria in the building. Cascadilla Hall accommodates approximately 160 graduate men and women. It is conveniently located just inside the southwest entrance to the campus. A third residence is a small apartment building, Thurston Court, housing 26 graduates. It is located just north of the Fall Creek Gorge on Thurston Avenue.

Married Students

The University maintains apartment accommodations for approximately 420 married students and their families. These are Cornell Quarters, Pleasant Grove Apartments, and Hasbrouck Apartments. All accommodations are unfurnished. Requests for further information and application should be directed to the Hasbrouck Housing Office, Pleasant Grove Road, Ithaca, New York 14850.

Off-Campus Housing

Information on housing that is currently available is posted on a board at the Student Housing Office, 223 Day Hall. Because changes of available accommodations occur daily, it is not practical to prepare lists. If possible, a student should plan to visit Ithaca well in advance of residence in order to obtain suitable quarters off-campus.

Dining Facilities

Cornell has no formal dining requirements for its students. The University maintains a number of dining services in various locations on campus, thus enabling students to eat what, when, and where they choose whether or not they live in University residence halls. Optional dining arrangements are offered as follows:

1. A Co-op Dining Program, participation in which (one of five options) allows students to eat all they want at four Co-Op dining centers at a food-cost savings. Membership entitles students to become a part of the Co-Op Dining Advisory Council, which enables them to make recommendations regarding menus, decor, and service. For information, students should write to Co-Op Dining, Willard Straight Hall, Cornell University.
2. The Department of Dining Services maintains cafeterias at Willard Straight Hall, Sage Graduate Center, Noyes Student Center, Martha Van Rensselaer Hall, North Campus Union, and the Noyes Lodge Pancake House.
3. The Risley Dining Program, which is primarily for students of the Arts College, is open to all. Information is available at Risley Residential College.

The Department of Dining Services honors the Cornellcard, a credit card for those who do not wish to pay cash for each meal. The Cornellcard plan is administered by the Bursar's Office. Information is available in the Bursar's Office, 260 Day Hall, Cornell University.

Further information about dining services at Cornell may be obtained from the Department of Dining Services, Willard Straight Hall, Cornell University.

Conduct of Students


Cornell students are expected to conduct themselves in a decent manner with respect for the integrity of the individual and the best interests of the community.

The standards of conduct expected of a Cornell veterinary student are defined by the Student Honor Code and implemented by a student Judiciary Administrative Board granted initial jurisdiction for student conduct by the Faculty Committee on Student Conduct. A student may at any time be removed from the University by the faculty.

In the Veterinary College a Student Honor Code has been established in recognition of the importance of ethics, honor, and personal

integrity in the individual's training for the veterinary profession. The code places the responsibility for ethical and professional conduct upon the students. A copy of the honor code is given to each undergraduate and graduate student at the time of registration, and it is the student's duty to become familiar with the contents of the code and observe them during the four years in the Veterinary College.

For student consultation and guidance, the college maintains an Office of Student Administration and has a Student/Faculty Liaison Committee, a Committee on Student Conduct, and Class Advisers. All academic actions are voted by the Veterinary College faculty. A student may appeal to the faculty through the dean or the secretary of the college.



Cornell University

Description of Courses

Under each department heading, there are brief descriptions of the courses offered. Most of these courses are a part of the veterinary core curriculum; some are elective to veterinary students or are given primarily for graduate students or students of other colleges of the University.

The clinics are operated by several departments. A brief statement about the particular clinical work of each department concerned will be found in the general description of the activities of that department. A general statement of the operation of the clinics, with courses and numbers, is given under a special heading.

Courses in other colleges available to all Cornell students may be found by consulting the appropriate *Announcement*. (See list of *Announcements* p. 51.)

All academic courses of the University are open to students of all races, religions, ethnic origins, ages, sexes, and political persuasions. No requirement, prerequisite, device, rule, or other means shall be used by any employee of the University to encourage, establish, or maintain segregation on the basis of race, religion, ethnic origin, age, sex, or political persuasion in any academic course of the University.

Anatomy

Professors R. E. Habel, head; A. de Lahunta, H. E. Evans, W. O. Sack; Associate Professor J. F. Cummings; Graduate Assistants D. G. Doyle, J. R. Lane

500 Gross Anatomy First year, fall term. Credit five hours. Prerequisite: course work equivalent to that required for admission to the Veterinary College. Lecture T 9:05. Laboratory M T Th F 10:10–12:35. H. E. Evans, A. de Lahunta, D. G. Doyle.
The structure of the typical mammal is studied by detailed systematic and regional dissection of the dog. The basic features of avian

anatomy are studied by a dissection of the parakeet and chicken, and the anatomy of laboratory animals is reviewed in appropriate species. The lectures, supplemented by demonstrations, consider the comparative and regional gross aspects of vertebrate organ systems, anatomical terminology, literature, techniques, and radiographic anatomy.

501 Gross Anatomy First year, spring term. Credit five hours. Prerequisite: Anatomy 500. Lecture Th 8. Laboratory M T Th 2:05–4:25, W 10:10–12:35. W. O. Sack, D. G. Doyle.
Regional anatomy of the horse, cow, sheep, and pig is studied by dissection, with special attention to the anatomy of physiological processes and clinical procedures, and the veterinary public health inspection of food animals.

502 Developmental and Microscopic Anatomy First year, fall term. Credit three hours. Prerequisites: course work equivalent to that required for admission to the Veterinary College and completion of, or concurrent registration in, Anatomy 500 or 700. Lecture M 8. Laboratory W 10:10–12:35, Th 2:05–4:25. A. de Lahunta, F. R. Preuss, J. R. Lane.
The study of development is designed to provide a foundation for the understanding of definitive anatomy and the formation of anomalies. The latter part of the course is devoted to cytology and histology, illustrated with material from the domestic animals.

503 Microscopic Anatomy First year, spring term. Credit three hours. Prerequisites: Anatomy 502 and completion of, or concurrent registration in, Anatomy 501 or 700. Lecture T 9:05. Laboratory T F 10:10–12:35. R. L. Hullinger, J. R. Lane.
The microscopic structure of the tissues and organs of domestic animals is studied. Illustrated lectures are presented to relate structure to function, correlate microscopic and gross anatomy, and establish a foundation for subsequent studies in physiology and pathology. Slides of tissues and organs are provided.

504 Neuroanatomy First year, spring term. Credit two hours. M 10:10–12:35, T 8. A. de Lahunta.

The nervous system of domestic animals is studied by functional systems. Clinical cases with pertinent lesions are demonstrated with each system.

505–506 Applied Anatomy Third year, fall term. Credit one hour. Laboratory T, W, or Th 10:10–12:35. R. E. Habel. Third year, spring term. Credit one hour. Laboratory T, Th, or F 2:05–4:25. R. E. Habel.

An opportunity for practice in the recognition of the anatomical features that are essential to diagnostic, surgical, obstetrical, and post-mortem procedures. The approach is topographical, comparative, and clinical. The emphasis is on the study of living animals, supplemented by dissections, serial transections, models, and radiographs.

600 Special Projects in Anatomy Fall or spring term. By permission of instructor only. Hours to be arranged.

601 Advanced Anatomy Fall and spring terms. Hours and credit to be arranged. Prerequisites: Anatomy 500 and 502 or similar preparation in comparative anatomy, embryology, and histology. A. de Lahunta, H. E. Evans, R. E. Habel, W. O. Sack, J. F. Cummings. An opportunity for advanced study under personal faculty direction.

602 Advanced Clinical Neurology Spring term. Credit one hour. Prerequisite: first three semesters of veterinary curriculum. W 8. A. de Lahunta.

Correlation of anatomy, physiology, and pathology in the diagnosis and treatment of diseases of the nervous system and an understanding of their pathogenesis. Case demonstrations will be emphasized.

700 Vertebrate Morphology Spring term. Credit three hours. Prerequisite: zoology or biology. Laboratory W F 2:05–5. H. E. Evans. Designed for graduate students in animal science, biological science, nutrition, and conservation. A dissection of the dog serves as the basis for a functional consideration of the component parts of mammalian organ systems. This is followed by a dissection of the fetal and adult cow. Other species of interest to the class can also be presented.

701 Comparative Anatomy of the Digestive System Fall term. Credit one hour. Prerequisite: Anatomy 500, 501, or 700 or a course in comparative anatomy. Embryology and histology are recommended. Lecture W 8. R. E. Habel. A general knowledge of the gross anatomy of each organ will be assumed, and emphasis will be placed on the micro-macroscopic muscular and vascular architecture, the

innervation, and the functional cytology of the epithelium.

Physiology, Biochemistry, and Pharmacology

Professors C. E. Stevens, chairman; A. L. Aronson, E. N. Bergman, A. Dobson, T. R. Houpt, A. F. Sellers, J. F. Wootton; Associate Professor W. J. Arion; Assistant Professor W. S. Schwark; Research Associates R. A. Argenzio, E. T. Clemens, R. N. Heitmann; Research Fellow K. A. Houpt; Graduate Assistants L. M. Ballas, R. P. Brockman, F. M. Mollura, D. E. Rosenblatt, W. E. Semafuko

The following fields of activity are covered in the work of the department: biochemistry, physiology, pharmacology, and toxicology.

525 Vertebrate Biochemistry Fall term. First year veterinary students or consent of the instructors. Credit four hours. Prerequisite: Biological Sciences 431 (College of Agriculture and Life Sciences) or an equivalent course in general biochemistry; training in quantitative analysis is recommended. Lectures M W F 9:05. Discussion Th 9:05. Laboratories (alternate weeks) M T 2:05–4:25. J. F. Wootton, W. J. Arion, and assistants. An intermediate level biochemistry course emphasizing structure-function relationships and metabolic control in vertebrate systems.

526 Physiology for Veterinary Students First year, spring term. Credit four hours. Prerequisites: Physiology 525, Anatomy 500 and 501, or Anatomy 700, or Biochemistry 431. Lecture M W F 9:05. Laboratory Th 9:05–12:35. T. R. Houpt, A. Dobson, A. F. Sellers.

527 Physiology for Veterinary Students Second year, fall term. Credit four hours. Prerequisite: Physiology 526. Lecture T 1:05, Th 8, F 9:05. Laboratory W 9:05–12:35. E. N. Bergman, A. F. Sellers.

528 Basic Pharmacology Second year, spring term. Credit four hours. Prerequisites: Anatomy 500, 501, 502, 503, 504; Physiology 525, 526, 527; Pathology 535 or consent of the instructors. Lectures M W 9:05. Laboratory T 1:05–4:25. A. L. Aronson, W. S. Schwark. Factors governing the physiological disposition of drugs will be emphasized together with a consideration of the action of drugs affecting the nervous system. General principles of chemotherapy and toxicology will also be covered.

529 Clinical Pharmacology Third year, fall term. Credit two hours. Prerequisite: Pharmacology 528 or consent of the instructors. Lectures Th F 10:10. A. L. Aronson, W. S. Schwark.

Given in conjunction with Clinical Course 579 and will consider aspects of the clinical use of drugs to treat disease processes.

620 Special Projects in Physiology Fall or spring term. By permission of instructor only. Hours to be arranged.

621 Toxicology Spring term for second-, third-, or fourth-year students. Credit one hour. F 2:05. A. L. Aronson, W. S. Schwark. Basic and clinical aspects of the more common poisonings that affect domestic animals will be considered. Emphasis will be given to heavy-metal poisoning; chelation phenomena; selected organic poisonings including pesticides, herbicides, and rodenticides, and forensic considerations.

625 Vertebrate Biochemistry Lectures Fall term. Credit three hours. M W F 9:05. Prerequisite: Biological Sciences 431 or an equivalent course in general biochemistry. Offered for advanced undergraduate and graduate students. J. F. Wootton, W. J. Arion.

626 Veterinary Animal Behavior Spring term for first or second year students. Credit two hours. W 8, F 2:05-4:25. K. A. Hout. The behavior of animals of interest to veterinarians. Dogs, cats, cattle, horses, sheep, and swine will be studied in depth; other species such as goats, rabbits, and chickens will be studied in less detail. The course will utilize both ethology and physiological psychology as approaches to animal behavior. The purpose will be not only to present the facts of animal behavior, but also to help the student to critically evaluate behavioral studies.

627 Acid-Base Relations Fall term. Credit one hour. Times to be arranged. Elective course for second-, third-, or fourth-year veterinary students. The course is based on the self-instruction program to promote the understanding of the basis, interpretations, and techniques of measuring acid-base status.

720 Special Problems in Physiology Fall or spring term. Hours to be arranged. Registration by permission. Laboratory work, conferences, collateral reading, and reports, adapted to the needs of students.

721 Research Fall or spring term. Graduate students only. Hours to be arranged.

722 Methods in Gastroenterological Research Spring term. Credit four hours. Prerequisites: Biological Sciences 414 and a course in biochemistry, or Physiology 527 or equivalent and consent of instructor. Enrollment limited, pre-registration essential. Two lectures and one six-hour laboratory a week; times to be arranged. A. Dobson and associates. Experience with a variety of current physio-

logical techniques for the study of the functions of the gastrointestinal tract with special emphasis on their limitations.

723 Comparative Gastroenterology Fall term. Credit three hours. M W F 10:10. Prerequisites: courses in general mammalian physiology, biochemistry, and nutrition, and consent of instructor. C. E. Stevens, H. F. Hintz, L. P. Krook, A. F. Sellers, W. J. Visek, R. H. Wasserman.

Lectures will emphasize (1) functional comparison of invertebrate and vertebrate digestive systems, (2) preparations and procedures used to study the function or malfunction in these systems, and (3) digestive tract diseases.

724 Physiologic Disposition of Drugs and Poisons Spring term. Credit two or three hours. Prerequisites: a course in biochemistry and consent of the instructor. M W 9:05. A. L. Aronson, W. S. Schwark. Factors governing the physiological disposition of drugs will be emphasized together with a consideration of the action of drugs affecting the nervous system. General principles of chemotherapy and toxicology will also be covered.

726 Physiology Spring term. Credit three hours. For graduate students. Prerequisites: Biochemistry 525, Anatomy 500 and 501, or Anatomy 700. M W F 9:05. T. R. Hout, A. Dobson, A. F. Sellers. Lectures and demonstrations on cellular physiology, muscle, nervous system, respiratory system, urine secretion, blood, and lymph.

727 Physiology Fall term. Credit three hours. For graduate students. Prerequisite: Physiology 726. T 1:05, Th 8, F 9:05. E. N. Bergman, A. F. Sellers. Lectures and demonstrations on circulation, digestion, endocrine organs, metabolism, and reproduction.

Physical Biology

Professors C. L. Comar, head; E. L. Gasteiger, F. W. Lengemann, D. N. Tapper, R. H. Wasserman; Associate Professors A. P. Casarett, F. A. Kalfelz, L. L. Nangeroni, J. C. Thompson, Jr.; Senior Research Associates R. A. Corradino, F. L. Hiltz, H. Moraff, A. N. Taylor, R. A. Wentworth; Graduate Assistants A. Craig, R. Drake, R. DuFrain, C. Fullmer, C. Hanks, F. Jacobsen, N. Mohler, J. Molt, C. Sagan

The department is well equipped for advanced work in the applications of radiation and physical methods to problems of animal and biological research.

345 Elementary Animal Physiology Spring term. Credit three hours. Prerequisites: one

year of biology or zoology and college courses in chemistry. M W F 10:10. L. L. Nangeroni. Lectures and demonstrations arranged especially for students of agriculture but open to others. Intended for students who do not plan to continue in physiology or allied fields.

346 Introductory Animal Physiology Spring term. Four credit hours. Three lectures and one recitation section. Prerequisites: one year of biology, college chemistry, and mathematics. M W F 11:15. D. N. Tapper.

A general course in vertebrate physiology emphasizing the basic characteristics of the circulatory, nervous, pulmonary, renal, and gastrointestinal systems and of energy metabolism, endocrinology, and reproductive physiology. Neural and hormonal control of function is emphasized. (See Physical Biology 348 for associated laboratory).

347 Introductory Physical Biology Fall term. Credit three hours. Prerequisites: basic biology, chemistry, and calculus or permission of the instructor. M W F 10:10. C. L. Comar, R. H. Wasserman.

The specific application of quantitative and physical concepts to biological problems. This course provides background or is complementary to other courses at this or advanced levels that deal with physiology, nutrition, radioisotopes in biological research, cellular membranes, quantitative ecology, and biophysics. Topics include the interrelations of biological and physical sciences; mathematical approach to physiological problems; principles of tracers; kinetics and compartmental analysis; systems analysis and control theory; membranes and transport processes; physicochemical aspects; thermodynamics and biological systems; ion binding to macromolecules; ion selectivity theory.

348 Introductory Animal Physiology Laboratory Spring term. One credit hour. Prerequisite or corequisite: Physical Biology 346. 1:25-4:25. Day to be announced. Laboratory sessions alternate weeks. Designed to supplement Physical Biology 346. Limited to one hundred students with priority of registration given to students concentrating in animal physiology. D. N. Tapper. Laboratory sessions will consist of demonstrations, instructor-assisted experiments and student-run experiments covering the nervous, pulmonary, renal, circulatory, and gastrointestinal systems.

550 Applied Radiation Biology and Veterinary Nuclear Medicine Third year, fall term. Credit one hour. M 8. A. P. Casarett, F. A. Kallfelz. Lectures and demonstrations on the nature of radiation, biological effects, veterinary applications, and monitoring procedures.

650 Special Projects in Physical Biology Fall or spring term. By permission of instructor only. Hours to be arranged.

651 Veterinary Statistics Spring term. Credit two hours. For veterinary students who want to acquire a basic knowledge of statistics in the process of learning more about the supply, demand, income, and distribution of veterinary practitioners. W 8, F 2:05-4:25. J. C. Thompson, Jr.

A basic course in the use of various statistical techniques to examine veterinary data developed by the United States Census Bureau and other governmental, institutional, and commercial agencies. The data will be used to demonstrate statistical techniques ranging from simple aggregation procedures and measures of dispersion to the use of various statistical tests and their application. Emphasis will focus on the distribution of veterinarians by geographical area and the types of practice (large and small animals, research, public health, teaching, etc.), income per establishment, and demand-supply relationships. Statistical analysis of the data will provide information useful for estimating veterinary trends and opportunities.

652 Neurophysiology Second year, spring term. Credit one hour. F 2:05-4:25. E. L. Gasteiger.

Lecture-demonstration of classical and current neurophysiological preparations including living nerve-muscle preparation, compound action potential, acoustic microphonic or other sensory system, cortical-evoked potentials, spontaneous cortical potentials, the motor cortex, decerebrate rigidity, and behavioral phenomena such as classical and operant conditioning.

653 Clinical and Research Techniques in Veterinary Nuclear Medicine Fall term. Credit three hours. Intended primarily as an elective course for third- or fourth-year veterinary students. Prerequisites: Physical Biology 550 or equivalent, Pathology 636 or equivalent, and/or permission of the instructor. One lecture and one three-hour laboratory; time to be arranged. F. A. Kallfelz, F. W. Lengemann. Lectures and laboratory exercises concerning the theoretical and technical aspects of radioisotope procedures of particular relevance to clinical veterinary medicine and veterinary research. Topics include nuclear detection instrumentation, intestinal absorption, blood volume, milk volume, autoradiography, whole body counting, bone scanning radioimmunoassay, and renal and thyroid function tests. Clinical cases will be used as available.

654 Special Topics in Mineralized Tissues Fall term 1974 and alternate years. Credit two hours. Prerequisites: biochemistry or physiological chemistry and animal physiology. Two

lectures per week. Elective course. C. L. Comar, R. A. Corradino, L. P. Krook, A. N. Taylor, R. H. Wasserman.

Introduction to the histology, anatomy, and pathology of bones and teeth, kinetics of bone and bone minerals, biochemistry of calcification, factors affecting calcium and bone metabolism (parathyroid hormone, calcitonin, vitamin D, trace elements, etc.) bone-seeking radionuclides, and calcium homeostatic mechanisms.

750 Radioisotopes in Biological Research

Spring term. Credit four hours. Prerequisites: courses in animal or plant physiology and quantitative chemistry and/or permission of the instructor. Lectures T Th 11:05. Laboratory T or W 1:30-5. F. W. Lengemann and staff.

Lectures and laboratories will deal with the radioisotope as a tool in biological research. Among the topics considered will be the utilization and detection of beta-emitting isotopes, gamma spectrometry, Cerenkov counting, neutron activation, autoradiography, whole body counting, and bone scanning. Particular emphasis is placed on liquid scintillation counting, double label experiments, and on ^{14}C and ^3H as metabolic tracers. Experiments are designed to present basic principles while utilizing plants and/or animals as the subject material.

751 Biological Effects of Radiation Fall term. Credit three hours. Lecture T Th 10:10. Laboratory Th 1:30-4:25. A. P. Casarett.

Lectures and laboratories on radiation physics, radiation chemistry, radiation effects at the cellular level, radiation effects in multicellular organisms, genetic effects of radiation, and environmental considerations.

752 Biological Membranes and Nutrient Transfer

Spring term. Offered in alternate years. Credit two hours. Prerequisites: animal or plant physiology, quantitative and organic chemistry, physics, and consent of the instructor. Cellular physiology and elementary physical chemistry are desirable. R. H. Wasserman. An introduction to elementary biophysical properties of biological membranes, theoretical aspects of permeability and transport, and mechanism of transfer of inorganic and organic substances across intestine, placenta, kidney, erythrocytes, bacteria, and other biological systems.

753 Functional Organization of the Mammalian Nervous System

Fall term. Credit six hours. Offered in alternate years. Prerequisite: two years of biological science. Courses in biochemistry, physics, and neural anatomy are desirable. Lectures M W F 10:10. Laboratory W 1:25. E. L. Gasteiger.

Cellular, sensory, central integrative, and motor aspects of the nervous system will be considered with an emphasis on the electrophysio-

logical approach. Laboratory studies will include electrical activity of cells, reflexes, decerebrate rigidity, acoustic microphonic response, subcortical stimulation, and evoked and spontaneous cortical activity.

755 Physical Biology Graduate Seminar Fall and spring terms. Credit one hour. C. L. Comar and staff.

757 Experimental Physiology for Graduate Students

Fall term. Credit three hours. Prerequisites: Anatomy 500 and 501 or 700, and Biochemistry 525, or Biological Sciences 321-322 and Biochemistry 401. Consent of the instructor is required. Registration limited. L. L. Nangeroni.

Pathology

Professors L. P. Krook, acting chairman; C. I. Boyer, Jr.; L. Coggins, J. R. Georgi, F. M. Noronha, C. G. Rickard, J. H. Whitlock; Adjunct Professors L. Z. Saunders, K. E. Wolf; Associate Professors E. J. Andrews, J. M. King, J. N. Shively; Adjunct Assistant Professor G. V. Lesser; Senior Research Associates E. Dougherty III, C. L. Gries, M. J. Kemen, J. E. Post, F. E. Waterman; Interns G. Appel, F.-M. Wu; Graduate Assistants H. N. Abid, C. N. Chineme, E. Church, W. Haschek, O. Kasali, C. R. Wilks

The department is well equipped with modern facilities to provide opportunity for advanced work in necropsy and surgical pathology, immunopathology, parasitology, nutritional pathology, laboratory animal pathology, laboratory diagnostic methods, oncology, and electron microscopy. The department maintains a general diagnostic laboratory, a necropsy service, tissue culture and virology laboratories, and two electron microscope laboratories. These facilities provide an abundance of pathological material for teaching and research purposes, and numerous serum samples for epidemiological work. Clinical cases that have been adequately examined by clinical methods are available for necropsy study.

The following courses are given particularly for veterinary students. Courses in the 500 series are required. When there is room for them, properly prepared students of other colleges will be admitted, but permission to register must be obtained.

330 Introductory Parasitology and Symbiology

Spring term. Credit three hours. Prerequisite: one year of biology. Lecture T Th 11:15. Laboratory T 2:00-3:20 and one hour by appointment. J. H. Whitlock, J. R. Georgi.

A study of unrelated species living together in intimate physiological association. Parasitoses that result in disease in the host are presented as important and special cases of the

symbiotic spectrum. Emphasis is placed on an integrative study of the causation of disease in human beings and in cultivated and natural populations of plants and animals. The biological functions of disease and the impact of human activities on the disease structure of populations is examined. Laboratory exercises will involve a broad range of symbiotes and pathogens from viruses to nemas and arthropods.

535 General Pathology Second year, fall term. Credit four hours. Prerequisites: Anatomy 502 and 503 or equivalent histology courses. In addition, it is desirable that the student have at least one year's work in anatomy and physiology. In special cases of students who are majoring in biology and expect to take no further work in pathology these prerequisites may be waived in part; when this is done, the course will not be accepted as a prerequisite for other courses. Lecture T F 9:05. Laboratory T F 10:10-12:35; J. M. King. A study of disease processes, including congenital anomalies, circulatory diseases, degenerations, necrosis, inflammation, and neoplastic diseases (tumors). The gross and microscopic features are discussed in relation to the effects on the host animal.

536 Special Pathology Second year, spring term. Credit four hours. Prerequisite: Pathology 535. Lecture T Th 9:05. Laboratory T Th 10:10-12:35. J. M. King. A systematic study of the diseases in each organ system, with emphasis on differential diagnostic features. Veterinary pathologists who are specialists in several aspects of the course participate in teaching the areas of their specialization.

537 Veterinary Parasitology Second year, fall term. Credit four hours. Prerequisite: zoology or biology. Lecture M Th 9:05. Laboratory M Th 10:10. J. R. Georgi. A systematic study of the helminth and arthropod parasites of domestic animals with particular emphasis on diagnosis, treatment, and control of parasitisms of veterinary and public health importance.

539 Introduction to Laboratory Animal Medicine Third year, fall term. Credit one hour. Prerequisites: Pathology 535 and 536. Lecture M 10:10. C. I. Boyer, Jr. and staff. An introduction to management and disease control in the common laboratory animal species used in biological research including mice, rats, guinea pigs, hamsters, rabbits, poultry, and nonhuman primates. Disease control in experimental colonies of dogs and cats is discussed. Provides a survey of preventive medicine and the common diseases.

571 Clinical Pathology J. Bentinck-Smith, J. B. Tasker. See Clinical Course 571, p. 38.

635 Special Problems in Pathology Fall or spring term. By permission of instructor only. Hours to be arranged.

636 Wildlife Pathology Fall term. Credit two hours. Veterinary elective course for first-, second-, or third-year students. Lecture W 8. Laboratory W 2:05-4:25. J. M. King. A presentation of the nature and causes of diseases of wild rabbits, opossums, squirrels, deer, certain water fowl, and some other species. Emphasis on epizootiology, etiology, pathogenesis, diagnostic lesions, and effects on populations. Laboratory experience in specimen collection and necropsy techniques. Guest lectures by members of the Department of Natural Resources on ecology and population dynamics.

637 Postmortem Pathology Fall term. Credit one hour. Veterinary elective course for first-, second-, or third-year students. Lecture F 2. J. M. King. A presentation of gross and microscopic lesions of diagnostic significance, employing color projection slides as illustrations. Emphasis on pathological and differential diagnosis of a wide spectrum of viral, metabolic, bacterial, parasitic, and other diseases.

735 Pathology Seminar Fall and spring terms. No credit. Required of all graduate students in pathology. Undergraduate students are admitted.

736 Pathology of Nutritional Diseases Spring term. Credit three hours. Primarily for graduate students of nutrition, and as elective course for veterinary students at sophomore level or above. Prerequisite: Pathology 535. Lecture W 8. Laboratory W 2:05-4:25. L. P. Krook.

737 Advanced Work in Animal Parasitology Fall or spring term. Credit one to three hours by arrangement. For advanced undergraduate and graduate students. Prerequisite: Pathology 537. J. H. Whitlock, J. R. Georgi. Special problems concerned with the parasites of domestic animals.

738 Laboratory Methods of Diagnosis Fall or spring term. Credit one to three hours by arrangement. Graduate students. Prerequisites: Pathology 536 and Microbiology 515 or 315. Instructions and practice in the application of pathological methods for the diagnosis of disease.

739 Advanced Work in Pathology Fall or spring term. Credit one to three hours by arrangement. Properly prepared students may undertake special problems or receive special assignments.

740 Reproductive Pathology Fall term. Credit two hours. Prerequisites: Pathology 535 and 536. Lecture and laboratory. Hours to be arranged. K. McEntee.

741 Advanced Work in Laboratory Animal Medicine Spring term. Credit two hours by arrangement. For graduate and advanced undergraduate students. Prerequisite: permission of instructor. C. I. Boyer, Jr. and staff. Preventive medicine and the diagnosis and pathology of spontaneous diseases of laboratory animals will be emphasized. Discussions and exercises in the use of gnotobiotic and specific-pathogen-free animals for research purposes. Visits will be made to acquaint the students with the design of various types of experimental animal facilities.

742 Ultrastructural Pathology Fall term. Credit two hours. Primarily for graduate students in veterinary medicine. Prerequisites: biology courses at the advanced undergraduate or graduate level are required, and Pathology 535 and 536 are strongly recommended. Two lectures per week, supplemented by demonstrations. J. N. Shively. Study is directed toward development of capability in interpretation of electron micrographs of biological structures in health and disease. Techniques of electron microscopy of biological material are briefly reviewed. The major part of the course is directed toward alterations of specific organelles and sub-cellular systems in pathologic processes, such as inflammation and neoplasia, and the ultrastructural pathology of selected organ systems, e.g., kidney, blood vasculature, and liver. Correlation of ultrastructural changes with gross and histopathology of animal disease is emphasized.

743 Gastroenteric Pathology Spring term. Credit one hour. Th 3. L. P. Krook. Demonstration and discussion of necropsies.

Microbiology

Professors J. H. Gillespie, chairman; J. A. Baker, B. W. Calnek, L. E. Carmichael, L. Coggins, J. Fabricant, K. M. Lee, N. L. Norcross, G. C. Poppensiek, B. E. Sheffy, A. J. Winter; Professor Emeritus D. W. Bruner; Adjunct Professor J. J. Callis; Associate Professors M. J. G. Appel, S. G. Campbell, R. F. Kahrs, L. Leibovitz, G. Lust, F. W. Scott; Assistant Professors R. D. Schultz, J. F. Timoney; Senior Research Associate C. G. Fabricant; Research Associates D. F. Holmes, J. T. Wang; Graduate Assistants A. Al-Bana, C. Banta, D. Bemis, E. Bloch, J. Carlson, P. McDonough, D. Miller, D. Mills, D. Schlafer, J. Smith

Courses 515, 516, 517, 518, 519, and 520 are required in the core curriculum of the

Veterinary College and are given particularly for veterinary students. Students of other colleges must have permission to register in any of these courses. The other courses are not a part of the regular veterinary curriculum. They are available to graduate, veterinary, and undergraduate students who have obtained the proper prerequisite training. Permission to register must be obtained.

315 Basic Immunology Lectures Fall term. Credit two hours. Prerequisite: a course in basic microbiology or special permission of the instructor. T Th 9:05. 204 Stocking Hall. A. J. Winter.

Course material covers at an elementary level the spectrum of facts and concepts in current immunology with special emphasis on the biologic function of the immune response in protective immunity.

316 Pathogenic Microbiology Spring term of odd-numbered years. Credit four hours. Prerequisites: basic courses in microbiology including laboratory and immunology, such as Microbiology 315, or special permission of instructors. Lecture T Th 1:05–2:00. Laboratory 2:05–4:25. J. H. Gillespie, C. G. Fabricant. The course covers *in vitro* and *in vivo* techniques for isolation and identification of pathogenic microorganisms with particular reference to human pathogens. Antisera for certain pathogens is produced in laboratory animals and used in serological tests. This two-part course will cover pathogenic bacteria including related microorganisms and virology.

515 Veterinary Immunology Second year, fall term. Credit two hours. Lecture M 1:05. Laboratory 2:05–4:25. S. G. Campbell. The object is to give the veterinary student a general outline of the mammalian and avian immune response. Emphasis will be on general principles using examples from domestic animals, thereby stressing the application of immunology to veterinary medicine. The laboratories, demonstrations, and discussions will illustrate concepts presented in the lectures and will allow the student to carry out serological tests commonly used in veterinary medicine.

516 Veterinary Bacteriology Second year, fall term. Credit two hours. Lecture T 1:05. Laboratory 2:05–4:25. J. F. Timoney. Lectures will be organized on a body system and lesion basis. The interaction of pathogenic bacteria with normal flora and normal and acquired host defenses will be stressed together with such aspects as survival outside the host, transmission, vaccines, and sensitivity to antibiotics and disinfectants. The laboratory will cover cultural, isolation, and identification procedures of the bacteria discussed in lecture as far as possible using real

or simulated clinical specimens as sources of the organisms under study.

517 Veterinary Virology Second year, spring term. Credit two hours. Lecture M 1:05. Laboratory 2:05-4:25. L. E. Carmichael, J. A. Baker. The lecture portion will be discussion of the biology of animal viruses at an elementary level, stressing topics of general significance. The lectures will be amplified by laboratory demonstrations.

518 Veterinary Mycology and Protozoology Second year, fall term. Credit one hour. Th 2:05-4:25. J. F. Timoney, L. Leibovitz. The fungi and protozoa pathogenic for domestic animals together with certain saprophytic fungi commonly occurring on the skin of animals, and the protozoa of rumen contents will be studied. Organisms not indigenous to the United States will be covered only at a rather superficial level. Laboratories will cover the cultural and morphological characteristics of these organisms and their demonstration in clinical specimens.

519 Epidemiology and Infectious Diseases Second year, spring term. Credit four hours. Lecture W Th F 1:05-1:55. Discussion M 10:10-12:35. R. F. Kahrs, D. F. Holmes.

A survey of the application of epidemiologic methodology to the investigation of animal and human disease outbreaks; investigation of the cause of new or unknown diseases and the development and evaluation of eradication and control programs. The diagnosis, clinical signs, prevention and control of animal diseases exotic to the United States and of infectious diseases transmissible between animals and man will be described from an etiologic and epidemiologic viewpoint, with sections on food, waterborne, and occupational diseases.

520 Applied Microbiology and Preventive Medicine Fourth year, spring term. Credit three hours. M T Th 8. R. F. Kahrs, D. F. Holmes. A continuation of 519. Stress will be on the application of fundamental concepts of microbiology and immunology to animal disease diagnosis, surveillance, and control including development, evaluation, and use of biologics. Emphasis will be on the influence exerted by veterinarians in preventing diseases transmissible by agricultural products. The relationship of the practicing veterinarian to disease control agencies and the responsibility of individual veterinarians in maintenance of human health and environmental quality will be stressed.

605 Special Projects in Microbiology Fall or spring term. Credit and hours to be arranged. Prerequisite: permission of the instructor. Microbiology staff.

The course is designed for undergraduates and as a veterinary elective. Preferably, students

should have some background in pathogenic microbiology and immunology. S-U grade

606 Small Animal Infectious Diseases Spring term. Credit two hours. Prerequisite: two years of the Veterinary College curriculum or permission of the instructor. W 1:05. F. W. Scott. An elective course designed to give the future small animal practitioner a greater understanding of the infectious diseases of the dog and cat. Emphasis will be on etiology, pathogenesis, and prevention, including maternal immunity, vaccination, and hospital design as it relates to spread of disease. The course will be coordinated with small animal medicine and microbiology core courses in order to prevent excess repetition. The diseases covered will include the diseases of dogs and cats that are caused by viruses, bacteria, fungi, and protozoa.

607 Virus Diseases of Cattle Fall term. Credit one hour. Prerequisite for nonveterinary students: permission of the instructor. W 8-8:50. R. F. Kahrs.

A series of illustrated lectures and discussions on the cause, diagnosis, treatment, prevention, and control of viral diseases of cattle. Emphasis will be placed on recognition of virus diseases and practical procedures for diagnosis. Careful consideration will be given to the usefulness and hazards of control by vaccination. Case studies of product complaints submitted to vaccine producers will be included.

608 Advanced Epidemiology Fall term. Credit two hours. Prerequisite: Microbiology 519. T 1:05. Discussion to be arranged. R. F. Kahrs.

Lectures and discussions on application of the epidemiologic method to the investigation of specific outbreaks, the development and evaluation of disease control programs, and investigation into the cause of unknown diseases. Topics studied in detail will depend on the interests of participants.

705 Advanced Immunology Lectures Spring term of even-numbered years. Credit three hours. Prerequisite: an elementary immunology course or permission of the instructors. N. L. Norcross, A. J. Winter, S. G. Campbell, J. R. Duncan, R. D. Schultz, and invited speakers. The lectures are designed to cover the field of immunology at an advanced level. Lecture topics include the basic components of immunity, antigens, immunoglobulins, etc.; the dynamics of the immune response, the development and function of the B and T systems; amplification and effector mechanisms of the immune response, complement, hypersensitivity, and protective immunity.

706 Advanced Immunology Laboratory Spring term of even-numbered years. Credit three hours. Prerequisite: permission of the

instructors. T Th 1:30. N. L. Norcross, A. J. Winter, S. G. Campbell, J. R. Duncan, R. D. Schultz.

In two parts: (1) a comprehensive exercise in antibody production and analysis, (2) a series of individual exercises in modern immunological techniques which includes fluorescent antibody, lymphocytic transformation, Jerne Plaque, immunodiffusion, zone electrophoresis, hemagglutination, immunoelectrophoresis, radio-immunoassay, complement fixation, quantitative precipitation.

707 Advanced Work in Bacteriology, Virology, or Immunology Credit and hours to be arranged. Prerequisite: permission of the instructor. Microbiology staff.

The course is primarily designed for graduate students with a good background in pathogenic microbiology and immunology. It may be elected by veterinary students who are properly prepared. S-U grade optional.

708 Advanced Animal Virology Lectures

Spring term of odd-numbered years. Two or three credit hours. Three hours for two lectures and one seminar-discussion section. Two credit hours for lecture portion. Microbiology 316, 517 or equivalent considered highly desirable. General knowledge of biochemistry and animal pathology helpful, but not required. Seminar-discussion section limited to twenty students, with priority given graduate students. S-U grades unless otherwise requested. M W 11:15-12:05. Seminar-discussion period of two and one-half hours to be arranged. L. E. Carmichael and staff.

Principles of animal virology are stressed. Lecture topics include structure and classification of animal viruses, multiplication of RNA and DNA viruses; pathogenesis and host-response to viral infections; biology of selected oncogenic viruses; chronic effects of viral persistence; evolutionary aspects; and systematic treatment of selected viral groups. Course outline available from the secretary for the course.

709 Advanced Animal Virology Laboratory

Spring term of odd-numbered years. Credit two hours. Prerequisite: permission of instructor. W 1:10 (additional time to be designated). K. M. Lee and staff.

Discussions and laboratory exercises covering: preparation of cell cultures, concentration and purification of virions, analyses of viral proteins and nucleic acids, virus assays and serology, and cell transformation.

710 Microbiology Seminar Fall and spring terms. No credit. Required of all graduate students in microbiology. Time to be arranged. K. M. Lee.

711 Laboratory Methods of Diagnosis Fall and spring terms. Credit one to three hours

by arrangement. Prerequisite: permission of instructor.

Instructions and practice in the application of bacteriological and serological methods for the diagnosis of disease.

712 Immunopathology and Clinical Immunology

Fall term. Course designed for undergraduate professional students, advanced undergraduate and graduate students. Credit two hours (one-hour lecture, two-hour laboratory) or three hours (one-hour lecture, four-hour laboratory). Prerequisites: Pathology 535 and introductory immunology or permission of the instructors. W 2:05-4:25. J. R. Duncan, R. D. Schultz.

Presentation of current immunologic techniques and immunological concepts applicable to the diagnosis of specific diseases of domestic animals. Special emphasis will be given to the immunologically mediated disorders. Taught on a systems basis. A term project and report are required.

Avian Diseases

Professors S. B. Hitchner, head; B. W. Calnek, J. Fabricant, M. C. Peckham; Associate Professor L. Leibovitz; Research Associate B. S. Cowen; Research Specialist J. I. Price; Directors of Laboratory W. F. Dean, G. B. Mitchell; Field Veterinarian T. S. Sandhu; Virologist S. A. Haider

The department maintains a poultry disease diagnostic clinic at the college and two regional diagnostic laboratories in different parts of the state. A diagnostic laboratory for aquatic animal diseases is also located at the college. These laboratories supply fresh material for teaching and research purposes. Adequate facilities existing at the college and the P. Philip Levine Research Laboratories for Avian Diseases provide opportunity for advanced study for properly qualified students. A disease-free breeding flock and a poultry disease isolation building are available for studies of most infectious and other diseases of poultry.

255 Poultry Hygiene and Disease Fall term, alternate years. Credit two hours. Prerequisites: Biological Sciences 290 or 290A, and permission of the instructor. Lecture and laboratory Th 2:05-4:25. M. C. Peckham.

The nature of the infectious and parasitic diseases of poultry and the principles of hygiene applicable to poultry farming for the prevention and control of diseases.

555 Avian Diseases Second year, spring term. Credit two hours. Required of veterinary students. Lecture and laboratory F 9:05-12:35. S. B. Hitchner.

Diseases of domestic poultry and other birds are studied with special emphasis on differential diagnosis and control. Fresh and preserved specimens from the poultry diagnostic clinic are presented during the laboratory period.

670 Special Problems in Avian Diseases

Fall term. Credit two hours. Prerequisites: Microbiology and Avian Diseases 555. Lecture and laboratory hours to be arranged. J. Fabricant, S. B. Hitchner, L. Leibovitz.

The three topics to be covered this year are techniques for the study of mycoplasma infections, vaccines and vaccination procedures in avian diseases, and diseases of waterfowl.

671 Diseases of Aquatic Animals

Spring term. Credit two hours. General knowledge of microbiology and parasitology would be helpful, but not required. Lecture and laboratory hours to be arranged. L. Leibovitz.

The basic study of this course relates to the etiology, pathology, diagnosis, prevention, and control of diseases of aquatic animals, with special emphasis given to the diseases of fin fish.

770 Advanced Work in Avian Diseases

Fall or spring term. By special arrangement with the instructor. Hours to be arranged.

Small Animal Medicine and Surgery

Professor R. W. Kirk, chairman; Associate Professors S. I. Bistner, G. R. Bolton, R. Dueland, R. E. Hoffer; Assistant Professors R. C. Riis, D. W. Scott, E. J. Trotter; Instructor J. I. Taylor; Residents J. W. Alexander, R. E. Barrett, D. M. MacCoy; Interns F. H. Coons, J. M. MacDonald, L. J. Pasten, R. S. Walsh

Instruction consists of lectures, recitations, and laboratory work. The Small Animal Clinic furnishes abundant material for instruction in applied surgical and medical therapeutics of animals. The clinic is run like a small animal practice. Students are assigned to the cases, assist in operations, and, under close supervision, have charge of the patients.

583 Small Animal Medicine

Third year, fall term. Credit four hours. M T Th F 11:15. R. W. Kirk, S. I. Bistner, G. R. Bolton, D. W. Scott.

584 Small Animal Medicine

Third year, spring term. Credit four hours. Prerequisites: Pathology 536, Clinical Pathology 571, Pharmacology 528. M T Th F 11:15. R. W. Kirk, S. I. Bistner, G. R. Bolton, D. W. Scott.

585 Small Animal Surgery

Third year, spring term. Credit three hours. Prerequisite: Pathology 536. M T Th 8. R. E. Hoffer, R. Dueland, E. J. Trotter.

586 Small Animal Surgical Exercises

Third year, spring term. Credit one hour. M T W or Th 2:05-4:25. R. E. Hoffer, R. Dueland, E. J. Trotter.

587 General Surgery

Third year, fall term. Credit three hours. Prerequisite: Pathology 536. M T Th 8. R. E. Hoffer, L. L. Kramer, R. Dueland, and staff.

588 Small Animal Ophthalmology

Fourth year, fall term. Credit one hour. M 8. S. I. Bistner, R. C. Riis.

688 Special Problems in Small Animal Medicine

Fall or spring term. By permission of instructor only. Hours to be arranged.

689 Special Problems in Small Animal Surgery

Fall or spring term. By permission of instructor only. Hours to be arranged.

788 Advanced Work

Fall and spring terms. Five or more hours a week throughout the term. Hours to be arranged. By permission of instructor only. R. W. Kirk, S. I. Bistner, R. Dueland, R. E. Hoffer, G. R. Bolton, D. W. Scott, E. J. Trotter, R. C. Riis. Research in medicine and surgery of small animals.

Large Animal Medicine, Obstetrics, and Surgery

Professors F. H. Fox, chairman; J. Bentinck-Smith, D. D. Delahanty, J. C. Geary, J. M. Kingsbury, L. L. Kramer, K. McEntee, E. C. Melby, Jr.; N. L. Norcross, W. J. Roenigk, J. B. Tasker, B. C. Tennant, A. J. Winter; Visiting Professor I. Settergren; Associate Professors R. K. Braun, C. E. Hall, N. B. Haynes, H. F. Hintz, F. A. Kallfelz, D. H. Lein, J. E. Lowe, D. S. Postle, H. F. Schryver; Assistant Professors J. R. Duncan, E. L. Reinertson, R. H. Whitlock; Senior Clinician R. B. Hillman; Instructor M. C. Smith; Senior Research Associate H. O. Dunn; Research Associate K. Burda; Lecturer (Radiology) G. D. Ryan; Clinical Pathology Resident J. W. George; Surgical Residents L. W. George, J. B. Ingram; Medical Interns B. E. Duclake, D. E. Evans, M. Paul; Surgical Interns P. T. Colahan, L. C. Peyton; Supervising Veterinarian W. Linquist; Farrier H. G. Mowers

Classroom Work in Large Animal Medicine

The course in veterinary large animal medicine principles and practice extends over the third year of undergraduate study. It includes the constitutional, dietetic, and toxic affections and the noninfectious maladies of the different systems of organs—digestive, respiratory, circulatory, urinary, cutaneous, reproductive, and visual—of the various genera of domestic

animals. It also includes a study of the clinical phases of infectious and parasitic diseases, the disturbances of metabolism, and therapeutics of large animals.

Proximity to a large agricultural college and to a well-stocked farming community tends to offer a greater variety of patients than can be had in a large city remote from country flocks and herds. Students take charge of unusual cases in the hospital and many routine cases in the ambulatory clinic. Complete daily records are prepared by the students on all of the most instructive cases. The course also includes instruction in diagnosis. Through the medium of laboratory work students are expected to acquire a methodical system of examination by repeated systematic observations on both normal and diseased animals. The work involves the use of various special diagnostic methods taught in our own and other laboratories of the college, such as examination of the blood, milk, urine, and feces, the application of serodiagnostic methods, and others.

Ambulatory Clinic

An ambulatory or out-clinic is conducted for the purpose of giving instruction to students under conditions identical with those encountered in private practice. Proper conveyances and equipment are provided, and an opportunity is afforded for observing such diseased farm and dairy animals as cannot be entered in the clinics of the college. The student thereby not only has an opportunity to see cases not readily brought to the college clinic but also assists in handling cases in the same manner and under the same environment as are required of the country practitioner. As the vicinity of Ithaca is largely devoted to dairying, valuable clinical material relating to obstetrics and the diseases of dairy cows is available and is extensively used. In addition, the supervising veterinarian and field veterinarians associated with the New York State Mastitis Program are resident in Ithaca, and senior students are required to accompany and assist them on many field trips dealing with all phases of bovine mastitis, including a study of various methods of milking and housing dairy cattle. In the senior year, field trips are made to study and observe management practices on large horse, sheep, dairy cattle, and swine farms, and these are a required part of courses 561, 562, 563, and 564.

Classroom Work in Large Animal Surgery

Course 587 (General Surgery), course 535 (General Pathology), and course 565 (Large Animal Surgery) together constitute a group designed to impart a general knowledge of the principles of surgery, surgical pathology, therapeutics, and operative technique.

Laboratory Work in Surgery

The laboratory work includes surgical exercises and general surgery. In the course in large animal surgical exercises, the student is required to perform most of the important operations on horses, cattle, swine, and sheep. The animal is placed under general anesthesia, which is maintained until the close of the period, when the subject may be destroyed. Emphasis is placed on asepsis and antiseptics, arrest of hemorrhage, suturing, and dressing, so that while acquiring skill and knowledge of the appearance, resistance, and general character of living tissue, the student also forms proper habits in surgical procedure and survival surgery.

In the general surgery laboratory, most emphasis is placed upon farm animals, but many basic principles may be adapted to all cases of animals. Subjects taught include restraint, various methods of administering medicines, suturing, bandaging, examination of teeth, examination of the feet, and complete examination for soundness.

Clinical Surgery of the Farm Animal

A hospital is maintained with facilities for the hospitalization of approximately sixty-seven patients. There are two operating rooms equipped with operating tables, stocks, diagnostic and therapeutic x-ray equipment, and other equipment. There is also a farrier with a farrier in attendance. Fourth-year students are in the clinics for the entire day, Monday through Friday, also on Saturday and Sunday morning. Two classes of patients are admitted: special patients and clinic patients. Special patients are examined, diagnosed, and treated by the senior staff members. The students assist and observe. Clinic patients are examined, diagnosed, and treated by the residents and students. In the hospital, the student has an opportunity to see, examine, and treat many unusual cases that are referred to the college by practitioners. Furthermore, the student has an opportunity to study the progress of cases, which is often impossible when treating patients on the farm. The cooperation between the clinical staff and the laboratories provides the student an opportunity to study the patient critically and to correlate clinical with both physiological and pathological findings. Every possible opportunity is given to the student to participate in the examination and treatment of patients because the student will learn more from doing than from observing.

475 Health and Diseases of Animals Spring term. Credit three hours. Not open to first-year students or to those who have had no course in animal husbandry. Lectures M W F 11:15. C. E. Hall.
Diseases of domestic animals, chiefly those

related to food and fibre production, are discussed generally and with specific examples or models. Causes, prevention and control, and importance to human health are emphasized.

560 Clinical Methods Second year, fall term. Credit two hours. Lecture M 9:05. Laboratory T or Th 2:05-4:25. Third year, fall term. Lecture M 9:05. Laboratory M W or F 2:05-4:25.

Collaborating staff members from both the Large Animal Clinic and Small Animal Clinic present material dealing with restraint methods and clinical techniques used in physical examinations for diagnosis and in therapeutics. The laboratories will utilize practical demonstrations and student participation in the examination of the normal animal and selected clinical cases of the diseased animal.

561 Obstetrics and Reproductive Diseases Second year, spring term. Credit three hours. Lectures T Th 8. Laboratory W or Th 2:05-4:25. I. Settergren.

Pregnancy diagnosis, diseases of the gestation period including teratology and abortion, parturition, dystocia, obstetrical operations, and postpartum diseases are presented.

562 Obstetrics and Reproductive Diseases Third year, fall term. Credit three hours. Lectures T 2:05, W 11:15. Laboratory M or T 10:10-12:35. I. Settergren.

A presentation of applied physiology and endocrinology of the male and female reproductive tract; congenital, infectious, endocrine, and miscellaneous diseases of the genital organs causing infertility and sterility; and artificial insemination. Further clinical instruction in obstetrics and infertility is given in the ambulatory clinic and, in the third and fourth years, in the college dairy barn.

563 Large Animal Medicine Third year, fall term. Credit four hours. T W Th F 9:05. F. H. Fox.

564 Large Animal Medicine Third year, spring term. Credit four hours. M T W Th 9:05. F. H. Fox, R. B. Hillman.

Lectures or recitations covering physical diagnosis, therapeutics, and some diseases of large animals. In addition to the instruction provided by the departmental staff, J. M. Kingsbury gives lectures and field trips concerning poisonous plants.

565 Large Animal Surgery Third year, spring term. Credit four hours. Lectures M T 10:10, Th 8. Laboratory M T W F 2:05-4:25. D. D. Delahanty.

566 Radiology Third year, spring term. Credit two hours. Th F 10:10. J. C. Geary, W. J. Roenigk.
Fundamentals of radiographic diagnosis, radiation therapy, and radiation safety.

567 Clinical Nutrition Fourth year, fall term. Credit two hours. Required of veterinary students. T Th 9:05. F. A. Kallfelz.

Lectures and demonstrations reviewing basic principles of nutrition and covering nutritional disease problems of domestic animals, as well as the use of nutritional principles in the prevention and treatment of disease.

675 Special Problems in Large Animal Medicine Fall or spring term. By permission of the instructor only. Hours to be arranged.

676 Special Problems in Large Animal Surgery Fall or spring term. By permission of the instructor only. Hours to be arranged.

677 Special Problems in Large Animal Obstetrics Fall or spring term. By permission of the instructor only. Hours to be arranged.

678 Mechanics of Biological Material and Systems Fall term for first-, second-, or third-year students. Credit two hours. Prerequisites: calculus and physics or permission of the instructor. W 8; W 2:05-4:25. D. L. Bartel.

679 Dairy Herd Health Fall term. Credit two hours. R. K. Braun, R. H. Whitlock.
The objective of this course is to teach veterinary students who are interested in dairy oriented practice the common causes of cattle disease and necessary measures required to prevent these diseases.

680 Poisonous Plants Fall term. Credit one hour. R. B. Hillman, M. C. Smith.
Lectures and field trips will be utilized to establish identification of toxic plants and to acquaint students with criteria for establishing a diagnosis of plant poisoning and instituting rational therapy.

681 Horse Health Management Fall term. Credit one hour. R. B. Hillman.
Offered to veterinary students with special interest in horses. Prevention of horse diseases from foaling through adulthood by management practices, nutrition, and vaccination procedures will be emphasized.

682 Large Animal Internal Medicine Fall term. Credit two hours. R. H. Whitlock, B. Tennant.
Selected topics of large animal internal medicine using lectures and case presentation. Emphasis will be given to the major diseases of the cardiovascular, respiratory, and gastrointestinal systems.

683 Veterinary Practice Management Fourth year, spring term. Credit one hour. N. B. Haynes.
The objective is to familiarize students with the nonmedical aspects of veterinary practice. Topics to be covered include client relations,

personnel management, credit management, record keeping and accounting. The veterinarian's legal responsibilities under statutes relating to disease control and drug abuse will be discussed as well as an employer's legal obligation to state and federal agencies concerned with taxes.

775 Advanced Theriogenology Fall or spring term. Open to graduate students. Hours and credit to be arranged. A. J. Winter, H. F. Schryver, H. F. Hintz, H. O. Dunn. Properly prepared students may undertake special problems or receive special assignments.

776 Urogenital Surgery of the Horse Fall term. Credit two hours. Surgical diseases of the urogenital system of the mare and stallion. Fourteen lectures will be presented in seminar-discussion form. The anatomy laboratory is planning to utilize the prosected specimens and videotape, in collaboration with the Anatomy Department. The surgical pathology laboratories will be taught with the help of Reproductive Pathology. The surgical laboratories will also utilize cadaver dissections.

777 Surgery of the Digestive System of the Horse Spring term. Credit two hours. Surgical diseases of the digestive system including the oral cavity, pharynx and esophagus, and gastrointestinal tract. Special consideration will be given to problems arising from diseased teeth and obstructive disease of the esophagus and intestine. Laparotomy techniques will be covered in depth. Fourteen lectures will be presented in seminar-discussion form. Laboratories will also take advantage of dissected specimens. Collaboration with the Anatomy Department and the Pathology Department will be utilized in both lecture and laboratory presentations.

778 Gastroenterology Conference Fall and spring terms. Credit one hour. Th 1:05. B. C. Tennant.

779 Veterinary Gastroenterology Spring term. Credit two hours. Permission of instructor necessary. W 8-9; F 2-3. B. C. Tennant and others. Pathogenesis, diagnosis, and treatment of the major medical diseases of the gastrointestinal tract of domestic animals.

780 Veterinary Research Methods Spring term. Credit two hours, by arrangement. H. O. Dunn. A combined lecture, laboratory, seminar in experimental design, statistical analysis, and statistical inferences. Summarization and publication of research data to be discussed.

Reproductive Pathology K. McEntee. See Pathology 740 p. 31.

Epidemiology and Infectious Diseases R. F. Kahrs. See Microbiology 519 p. 32.

Special Lectures

During the year, lectures on special topics in medicine will be given by eminent practitioners and teachers of veterinary medicine. They will form a part of the instruction in this department.

Opportunities for Research

The activities of the department, aside from the instruction, are devoted to research in connection with diseases of cattle, including mastitis, the phenomena of sterility and abortion in animals of breeding age, diseases of newborn calves, equine nutrition in relation to bone and joint diseases, radiology, clinical pathology, and immunochemistry. Opportunity is afforded for participation in the investigations by graduate students having acceptable preparation.

The Clinical Courses

Professors J. Bentinck-Smith, D. D. Delahanty, J. Fabricant, F. H. Fox, J. C. Geary, S. B. Hitchner, R. W. Kirk, L. L. Kramer, M. C. Peckham, C. G. Rickard, W. J. Roenigk, J. B. Tasker, B. C. Tennant; Visiting Professor I. Settergren; Associate Professors S. I. Bistner, G. R. Bolton, R. K. Braun, R. Dueland, R. E. Hoffer, F. A. Kalfelz, J. M. King, D. H. Lein, J. E. Lowe, D. S. Postle; Assistant Professors E. L. Reinertson, R. C. Riis, D. W. Scott, E. J. Trotter, R. H. Whitlock; Senior Clinician R. B. Hillman; Instructors M. C. Smith, J. I. Taylor; Residents J. W. Alexander, R. E. Barrett, J. W. George, L. W. George, J. B. Ingram, D. M. MacCoy; Interns P. T. Colahan, F. H. Coons, B. E. Duelke, D. E. Evans, J. M. MacDonald, L. J. Pasten, M. Paul, L. C. Peyton, R. S. Walsh; Supervising Veterinarian W. Linquist

The practical application of the student's basic knowledge of veterinary medicine to the clinical diagnosis and therapy of disease begins in the third year of a course. During that year the students are required to take Clinical Orientation, which introduces them to clinical work largely as observers. Their intensive training in clinical medicine and surgery begins in the fourth year, the greater part of which is devoted to actual handling of patients under close supervision of the clinical staff. The technical instruction is divided among four departments as follows.

The Ambulatory Clinic, Consulting Clinic, Radiological and Clinical Pathology are operated by the Department of Large Animal Medicine, Obstetrics and Surgery.

The Small Animal Clinic is operated by the Department of Small Animal Medicine and Surgery.

The Poultry Clinic is conducted by the Department of Avian Diseases.

The work in necropsies is conducted by the Department of Pathology.

Information about the respective clinical divisions will be found under the course announcements of the departments concerned. Only students who have completed the first two years of the veterinary curriculum will be admitted to any one of the clinical courses.

Students must complete all prescribed clinical courses satisfactorily to be eligible for graduation.

568 Veterinary Medical Orientation First year, fall term. Credit two hours. T Th 8. A. de Lahunta, N. B. Haynes.
This course primarily is intended to expose the students to the areas of clinical medicine that relate to the material studied in the gross and developmental anatomy courses. Examples include regional radiographic diagnoses and surgery, cardiac examination, including auscultation, ophthalmic examination including the use of the ophthalmoscope, and the physical examination and restraint of small animals. Lectures on the principles of veterinary medical ethics, veterinary medical organizations, and various practiced topics related to veterinary practice management will also be given.

569 Veterinary Medical Orientation First year, spring term. Credit one hour. M 8.

571 Clinical Pathology Third year, fall term. Credit three hours. Prerequisite or corequisite: Pathology 536. Students from other colleges may be admitted by special permission without this prerequisite. T F 1:05. J. Bentinck-Smith. This course is concerned with the application of the techniques of hematology, urinalysis, cytology, semen examinations, and other laboratory procedures in diagnosis, the biochemical changes in the blood and other fluids in disease, and the study of pathological alterations in clinical cases.

572 Senior Seminar Fourth year, fall and spring terms. F 8-8:50. J. E. Lowe in charge. Fourth-year students are required to attend these conferences. First-, second-, and third-year students are invited to attend. Staff members representing all disciplines are also invited to attend.
Students will be required to present reports on their studies of selected cases from the clinics, and these will be criticized and discussed by the students and faculty members. In this way special knowledge and viewpoints of the anatomist, biochemist, physiologist, pathologist, bacteriologist, and parasitologist, as well as those of the clinicians, will be brought to bear on problems of diagnosis and therapy.

573 Large Animal Clinic Fourth year, fall term. Credit three hours.

574 Large Animal Clinic Fourth year, spring term. Credit three hours.

575 Ambulatory Clinic Fourth year, fall term. Credit three hours.

576 Ambulatory Clinic Fourth year, spring term. Credit three hours.

577 Ancillary Clinics Fourth year, fall term. Credit three hours.

578 Ancillary Clinics Fourth year, spring term. Credit three hours.

579 General Medicine Second year, spring term. Credit two hours. R. Whitlock and others.
The course will cover principles of medicine applicable to all species. Emphasis will be given to the pathogenesis of disease rather than to specific disease entities that will be covered in small and large animal medicine courses.

589 Small Animal Medical Clinic Fourth year, fall term. Credit three hours.

590 Small Animal Medical Clinic Fourth year, spring term. Credit three hours.

591 Small Animal Surgical Clinic Fourth year, fall term. Credit three hours.

592 Small Animal Surgical Clinic Fourth year, spring term. Credit three hours.
These clinics operate daily by assignment, including nights and Sundays when necessary. L. L. Kramer, F. H. Fox, J. Bentinck-Smith, R. W. Kirk.

During the fourth and final year, the veterinary student is required to spend time, after 9:00 a.m. daily, studying and ministering to the ailments of patients, and is on call, night and day, during the entire year. For this reason the student is not permitted to carry extra academic courses, and outside part-time employment is not accepted as a valid excuse for failure to meet full responsibilities in these courses.

Under a plan of rotation, students are required to work in groups in the four clinics so that they may acquire a varied experience. Work in one of the clinics may not be substituted for that in any of the others.

Work in necropsies will be supervised by the Department of Pathology. As a part of their ancillary clinical duties, students will be required to carry out, under the supervision of the clinical pathologist, such laboratory procedures as are indicated. Students in ancillary clinics are assigned to necropsy duty under the supervision of a pathologist, and the results of each necropsy are reported to the clinic group responsible for the case.

Cornell University

Register

University Administration

Dale R. Corson, President of the University
David C. Knapp, University Provost
Mark Barlow, Jr., Vice Provost
W. Donald Cooke, Vice President for Research
William D. Gurowitz, Vice President for
Campus Affairs
Robert T. Horn, Vice President and Chief
Investment Officer
Samuel A. Lawrence, Vice President for
Administration
E. Hugh Luckey, Vice President for Medical
Affairs
Robert M. Matyas, Vice President for
Planning and Facilities
Paul L. McKeegan, Vice Provost
Arthur H. Peterson, University Treasurer and
Chief Fiscal Officer
Richard M. Ramin, Vice President for
Public Affairs
Robert F. Risley, Vice Provost
Neal R. Stamp, University Counsel and
Secretary of the Corporation

Cornell University Board of Trustees

Robert W. Purcell, Chairman	Jane P. Danowitz
Jansen Noyes, Jr., Vice Chairman	Arthur H. Dean
Morton Adams*	Perry B. Duryea, Jr.*
Warren M. Anderson*	Robert G. Engel
Walter G. Barlow	Glenn W. Ferguson
J. Robert Buchanan	Earl R. Flansburgh
Patricia J. Carry	Richard I. Fricke
Gordon G. Chang	James L. Gibbs, Jr.
Hays Clark	Allan Gibofsky
Charlotte W. Conable	Robert S. Hatfield
Raymond R. Corbett	Jerome H. Holland
Ezra Cornell	Desdemona P. Jacobs
Dale R. Corson, President*	Belton K. Johnson
Robert A. Cowie	Samuel C. Johnson
Edmund T. Cranch	Joseph P. King
David J. Culbertson	Austin H. Kiplinger
	Charles W. Lake, Jr.
	Louis L. Levine*
	Harold O. Levy

Sol M. Linowitz	Robert L. Sproull
E. Howard Molisani	Charles T. Stewart
Neal L. Moylan*	Charles E. Treman, Jr.
Mary Beth Norton	Richard F. Tucker
Paul Olum	Harold D. Uris
Norman Penney	Frank A. Walkley*
Samuel R. Pierce, Jr.	Stephen H. Weiss
Robert C. Platt	John H. Whitlock
David Pollak	Bruce Widger
Robert L. Ridgley	Malcolm Wilson*
William R. Robertson	Judith T. Younger
Nelson Schaaenen, Jr.	Frank W. Zurn
Jacob Sheinkman	

* ex officio trustees

Trustees, State University of New York

Elizabeth L. Moore, Chairman
James J. Warren, Vice Chairman
Robert R. Douglass
Manly Fleischmann
William D. Hassett, Jr.
John L. S. Holloman, Jr.
Clifton W. Phalen
Margaret T. Quackenbush
John A. Roosevelt
Oren Root
Gretchen Siegel
Roger J. Sinnott
Thomas Van Arsdale
Darwin R. Wales
Don J. Wickham
Ernest L. Boyer, Chancellor of the
State University
Martha J. Downey, Secretary of the
State University

Advisory Council, New York State Veterinary College

Robert A. Squire, D.V.M., Ph.D., Chairman;
Head, Tumor Pathology Section Carcino-
genesis, DCCP, NCI National Institutes of
Health, HEW, Building 37/ERF, Room 201,
Bethesda, Maryland 20014

- Jerry J. Callis, D.V.M., M.S., Director Plum Island Animal Disease Laboratory, Agricultural Research Service, United States Department of Agriculture, P.O. Box 848, Greenport, Long Island, New York 11944
- Martin P. Catherwood, Ph.D., Professor Emeritus of Cornell University, Highgate Road, Ithaca, New York 14850
- M. Robert Clarkson, D.V.M., LL.B., P.O. Box 155, Peterborough, New Hampshire 03458
- John F. Donovan, D.V.M., Executive Secretary, New York State Veterinary Medical Society, 150 State Street, Albany, New York 12207
- Harry A. Feldman, M.D., Chairman, Department of Preventive Medicine, State University of New York Upstate Medical Center, 750 East Adams Street, Syracuse, New York 13210
- Lisle E. Hopkins, B.S., Hopkins Dairy Farm, R.D., Bath, New York 14810
- Robert W. Leader, D.V.M., Head, Department of Pathobiology, College of Agriculture and Natural Resources, University of Connecticut, Storrs, Connecticut 06268
- John L. Marshall, D.V.M., M.D., Division of Comparative Orthopedics, Hospital of Special Surgery, York Avenue and Seventieth Street, New York, New York 10021
- Albert W. Miller, D.V.M., Reid Hill, Cincinnati, New York 13040
- William F. Stack, D.V.M., Limestone Plaza, Fayetteville, New York 13066
- Joseph A. Vanorio, President, Empire State Horsemen's Association, P.O. Box 41, Pound Ridge, New York 10576
- Frank Walkley, B.S., Commissioner, Department of Agriculture and Markets, State of New York, State Office Building, Albany, New York 12226
- Bruce W. Widger, D.V.M., 11 Flower Lane, Marcellus, New York 13108
- Harry M. Zweig, D.V.M., Nassau, New York 12123

College Administration

- Edward C. Melby, Jr., Dean
- Charles G. Rickard, Associate Dean
- William H. Johndrew, Director of Student Administration
- Neil L. Norcross, Secretary of the College
- Ann Marcham, Director of Fiscal and Personnel Affairs
- Robert K. Radziwon, Assistant to the Dean
- Clyde I. Boyer, Jr., Director of Laboratory Animal Medicine and Services
- John Gilmartin, Assistant Director of Laboratory Animal Medicine and Services

Faculty

Emeritus Professors

- Baker, Donald W., B.S., D.V.M., Ph.D.,
Veterinary Parasitology

- Bruner, Dorsey W., B.S., Ph.D., D.V.M.,
Veterinary Microbiology
- Danks, A. Gordon, B.S., D.V.M., Veterinary
Surgery
- Dukes, H. Hugh, B.S., D.V.M., M.S., D.H.C.,
D.Sc., Veterinary Physiology
- Fincher, Myron G., D.V.M., M.S., Veterinary
Medicine
- Gilman, Herbert L., D.V.M., M.S., Ph.D.,
Veterinary Bacteriology
- Leonard, Ellis P., B.S., D.V.M., Small Animal
Surgery
- Levine, P. Philip, B.S., D.V.M., M.S., Ph.D.,
Avian Diseases
- Olafson, Peter, D.V.M., M.S., Veterinary
Pathology
- Roberts, Stephen J., D.V.M., M.S., Veterinary
Medicine, Obstetrics
- Stephenson, Hadley C., B.S., D.V.M., Veterinary
Therapeutics, Small Animal Diseases

Professors

- Axelrod, David, M.D., Adjunct, Veterinary
Microbiology
- Aronson, Arthur L., B.S., D.V.M., M.S., Ph.D.,
Veterinary Pharmacology
- Baker, James A., B.S., M.D., Ph.D., D.V.M.,
Veterinary Virology; Director of the Veterinary
Virus Research Institute
- Bentinck-Smith, John, A.B., D.V.M., Clinical
Pathology
- Bergman, Emmett N., B.S., D.V.M., M.S., Ph.D.,
Veterinary Physiology
- Boyer, Clyde I., Jr., V.M.D., M.S., Laboratory
Animal Medicine; Director of Laboratory
Animal Medicine
- Callis, Jerry J., D.V.M., M.S., Adjunct, Animal
Diseases Exotic to United States
- Calnek, Bruce W., D.V.M., M.S., Avian Diseases
(on sabbatical leave)
- Carmichael, Leland E., A.B., D.V.M., Ph.D.,
John M. Olin Professor of Virology
- Coggins, Leroy, B.S., D.V.M., Ph.D., Veterinary
Virology
- Comar, Cyril L., B.S., Ph.D., Physical Biology;
Head of the Department of Physical Biology
- Delahanty, Donald D., D.V.M., M.S., Veterinary
Surgery
- de Lahunta, Alexander, D.V.M., Ph.D., Veterinary
Anatomy
- Dobson, Alan, B.A., M.A., Ph.D., Veterinary
Physiology
- Evans, Howard E., B.S., Ph.D., Veterinary
Anatomy
- Fabricant, Julius, B.S., V.M.D., M.S., Ph.D.,
Avian Diseases
- Fox, Francis H., D.V.M., Veterinary Medicine,
Obstetrics; Director of the Ambulatory Clinic;
Chairman of the Department of Large Animal
Medicine, Obstetrics, and Surgery
- Gasteiger, E. L., Jr., A.B., M.S., Ph.D., Physical
Biology
- Geary, Jack C., D.V.M., Radiology; Director of
Radiology in the Department of Large Animal
Medicine, Obstetrics, and Surgery

Georgi, Jay R., D.V.M., Ph.D., Veterinary Parasitology

Gillespie, James H., V.M.D., Veterinary Microbiology; Chairman of the Department of Microbiology

Habel, Robert E., D.V.M., M.Sc., M.V.D., Veterinary Anatomy; Head of the Department of Anatomy

Hitchner, Stephen B., B.S., V.M.D., Avian Diseases; Head of the Department of Avian Diseases

Haupt, T. Richard, V.M.D., M.S., Ph.D., Veterinary Physiology and Joint Appointee-at-Large to the Division of Biological Sciences

Kirk, Robert W., B.S., D.V.M., Small Animal Medicine; Chairman of the Department of Small Animal Medicine and Surgery; Director of the Small Animal Clinic (on sabbatical leave)

Kramer, Lawrence L., B.S., M.S., D.V.M., Veterinary Surgery; Director of Large Animal Hospital

Krook, Lennart P., D.V.M., Ph.D., Veterinary Pathology; Acting Chairman of the Department of Veterinary Pathology

Lee, Kyu M., M.D., Ph.D., Virology

Lengemann, Fred W., B.S., M.N.S., Ph.D., Radiation Biology

McEntee, Kenneth, D.V.M., Veterinary Pathology

Melby, Edward C., Jr., D.V.M., Veterinary Medicine, Dean of the College

Norcross, Neil L., A.B., M.S., Ph.D., Immunology; Secretary of the College

Noronha, Fernando M., D.V.M., Veterinary Virology

Peckham, Malcolm C., B.S., D.V.M., Avian Diseases

Poppensiek, George C., V.M.D., M.S., James Law Professor of Comparative Medicine

Rickard, Charles G., D.V.M., M.S., Ph.D., Veterinary Pathology; Associate Dean of the College

Roenigk, William J., D.V.M., M.S., Radiology

Sack, Wolfgang O., D.V.M., M.R.C.V.S., Ph.D., Veterinary Anatomy

Saunders, Leon Z., D.V.M., Ph.D., Adjunct, Veterinary Pathology

Sellers, Alvin F., V.M.D., M.S., Ph.D., Veterinary Physiology

Sheffy, Ben E., B.S., M.S., Ph.D., Nutrition; Assistant Director of Cornell Research Laboratory for Diseases of Dogs

Stevens, Charles E., B.S., D.V.M., M.S., Ph.D., Veterinary Physiology; Chairman of the Department of Physiology, Biochemistry, and Pharmacology

Tapper, Daniel N., B.S., V.M.D., Ph.D., Physical Biology

Tasker, John B., D.V.M., Ph.D., Clinical Pathology (on sabbatical leave)

Tennant, Bud C., B.S., D.V.M., Comparative Gastroenterology

Wasserman, Robert H., B.S., M.S., Ph.D., Radiation Biology

Whitlock, John H., D.V.M., M.S., Veterinary Parasitology

Winter, Alexander J., B.S., D.V.M., M.S., Ph.D., Veterinary Microbiology; Graduate Field Representative

Wolf, Kenneth E., B.S., M.S., Ph.D., Adjunct, Veterinary Pathology

Wootton, John F., B.S., M.S., Ph.D., Physiological Chemistry

Associate Professors

Andrews, Edwin J., B.S., V.M.D., Ph.D., Laboratory Animal Medicine

Appel, Max J., D.V.M., Ph.D., Veterinary Virology

Arion, William J., B.S., M.S., Ph.D., Physiological Chemistry

Bistner, Stephen I., B.S., D.V.M., Comparative Ophthalmology

Bolton, Gary R., D.V.M., Small Animal Medicine—Cardiology

Braun, R. Kenneth, B.S., D.V.M., M.S., Veterinary Medicine

Campbell, S. Gordon, B.V.M.S., M.V.Sc., Ph.D., Veterinary Microbiology (on sabbatical leave through February 1975)

Casarett, Alison P., B.S., M.S., Ph.D., Radiation Biology; Associate Dean of the Graduate School

Cummings, John F., B.S., D.V.M., M.S., Ph.D., Veterinary Anatomy (on sabbatical leave)

Dueland, Rudolf, D.V.M., M.S., Veterinary Surgery

Hall, Charles E., A.B., D.V.M., Reproductive Studies

Haynes, N. Bruce, B.S., D.V.M., Veterinary Science; Extension Veterinarian

Hintz, Harold F., B.S., M.S., Ph.D., Animal Nutrition

Hoffer, Richard E., D.V.M., M.S., D.A.C.V.S., Small Animal Surgery

Kahrs, Robert F., D.V.M., M.S., Ph.D., Veterinary Epidemiology

Kallfelz, Francis A., D.V.M., Ph.D., Clinical Nutrition

King, John M., D.V.M., Ph.D., Veterinary Pathology

Lein, Donald H., D.V.M., Ph.D., Theriogenology

Leibovitz, Louis, B.A., B.S., V.M.D., Avian Diseases

Lowe, John E., D.V.M., M.S., Veterinary Surgery; Coordinating Manager of Equine Research Park

Lust, George, B.S., Ph.D., Biochemistry (on sabbatical leave)

Maylin, George A., D.V.M., M.S., Ph.D., Toxicology

Nangeroni, Louis L., B.S., D.V.M., M.S., Veterinary Physiology

Nusbaum, Sidney R., D.V.M., Diagnostic Pathology; Director of the Diagnostic Laboratory

Postle, Donald S., D.V.M., M.S., Veterinary Science; Director of the New York State Mastitis Control Program

Schryver, Herbert F., B.A., D.V.M., Ph.D., Pathology; Director of Equine Research Program

Scott, Fredric W., B.S., D.V.M., Ph.D., Veterinary Microbiology; Director of Cornell Feline Research Laboratory (on sabbatical leave through January 1975)

Shively, James N., D.V.M., M.P.H., M.S., Ph.D., Veterinary Pathology

Thompson, John C., Jr., B.S., M.S., Ph.D., Environmental Radiation Biology

Assistant Professors

Duncan, J. Robert, B.S.A., D.V.M., M.Sc., Ph.D., Reproductive Pathology

Lesser, George V., B.S., D.D.S., Adjunct, Veterinary Pathology

Reinertson, E. L., D.V.M., M.S., Surgery

Riis, Ronald C., B.S., M.S., D.V.M., Clinical Ophthalmology

Schultz, Ronald D., B.S., M.S., Ph.D., Veterinary Immunology

Schwark, Wayne S., D.V.M., M.Sc., Ph.D., Veterinary Pharmacology

Scott, Danny W., B.S., D.V.M., Small Animal Medicine

Timoney, John F., B.Sc., M.V.B., M.R.C.V.S., M.S., Ph.D., Veterinary Bacteriology

Trotter, Eric J., B.S., D.V.M., M.S., Anesthesiology and Small Animal Surgery

Whitlock, Robert H., D.V.M., Ph.D., Veterinary Medicine

Instructors

Smith, Mary C., B.S., D.V.M., Large Animal Medicine

Taylor, John I., D.V.Sc., D.V.A., Small Animal Medicine

Senior Research Associates

Britt, Alfred L., D.V.M., M.P.H., Ph.D., Diagnostic Laboratory

Corradino, Robert A., B.S., M.S., Ph.D., Physical Biology

Dellers, Robert W., D.V.M., Ph.D., Diagnostic Laboratory

Dougherty, Ellsworth III, B.S., V.M.D., M.S., Ph.D., Veterinary Pathology

Dunn, Henry O., B.S., M.S., Ph.D., Large Animal Medicine, Obstetrics, and Surgery

Eisenstadter, Joseph, Ph.D., Diagnostic Laboratory

Fabricant, Catherine G., B.S., M.A., Veterinary Microbiology

Gilbert, Mason D., B.S., M.S., Ph.D., Diagnostic Laboratory

Gries, Christian L., D.V.M., Ph.D., Veterinary Pathology

Haider, S. A., D.V.M., M.S., Ph.D., Avian Diseases (Eastport)

Hiltz, Frederick L., B.S.E.E., M.S.E.E., Ph.D., Physical Biology

Hiscock, Bruce F., B.S., Ph.D., Diagnostic Laboratory

Kemen, Mathias J., Jr., D.V.M., M.S., Veterinary Pathology

Moraff, Howard, A.B., B.S., M.S., Ph.D., Physical Biology

Post, John E., B.S., D.V.M., Ph.D., Veterinary Pathology

Taylor, Alan N., A.A.S., B.S., M.S., Ph.D., Physical Biology

Waterman, Fausto E., D.V.M., Veterinary Pathology

Wentworth, Richard A., B.S., M.S., Ph.D., Physical Biology

Staff

Professional Service—Laboratories

Dean, William F., B.S.A., M.S., Ph.D., Director of Duck Research Laboratory (Eastport)

Fritz, Albert C., D.V.M., Field Veterinarian, Mastitis Program (Kingston)

Gilmartin, John E., B.S., Assistant Director of Laboratory Animal Medicine

Hayes, Gerald L., D.V.M., Field Veterinarian (Earlville)

Linquist, Wesley, D.V.M., Supervising Veterinarian, Mastitis Program (Ithaca)

Mitchell, Grayson B., D.V.M., Director of Laboratory, Avian Disease Program (Kingston)

Price, Jessie I., B.S., M.S., Ph.D., Research Specialist in Avian Diseases (Eastport)

Sandhu, Tirath S., B.V.Sc., M.S., Ph.D., Field Veterinarian (Eastport)

Wager, Leslie A., D.V.M., Field Veterinarian, Mastitis Program (Canton)

Library

Reinap, Mia, B.S., B.S.L.S., Librarian of the Flower Veterinary Library

Miller, Pearl S., B.S., M.Ed., M.L.S., Associate Librarian

Wilson, Marijo S., B.A., M.L.S., Assistant Librarian

Research Associates and Specialists

Argenzio, Robert A., B.S., M.Sc., Ph.D., Physiology, Biochemistry, and Pharmacology

Burda, Karina, B.S., M.S., Large Animal Medicine, Obstetrics, and Surgery

Clemens, Edgar T., A.S., B.S., M.S., Ph.D., Physiology, Biochemistry, and Pharmacology

Cowen, Barrett S., B.S., M.S., Specialist, Veterinary Avian Diseases

Drost, Cornelis J., B.S.E.E., Physiology, Biochemistry, and Pharmacology

Fullmer, Curtis S., B.S., M.S., Ph.D., Physical Biology
 Heitmann, Richard N., B.S., Ph.D., Physiology, Biochemistry, and Pharmacology
 Hillman, Robert B., A.B., D.V.M., M.S., Large Animal Medicine, Obstetrics, and Surgery
 Holmes, Dorothy F., D.V.M., Ph.D., Veterinary Microbiology
 Kingsbury, John M., B.S., A.M., Ph.D., Lecturer in Phytotoxicology
 McCoy, Elena C., B.S., M.S., Ph.D., Large Animal Medicine, Obstetrics, and Surgery
 Ross, Gary D., B.S., Veterinary Pathology
 Wang, Jyi-Teh, B.S., M.S., Ph.D., Veterinary Microbiology

Residents and Interns

Alexander, Joseph W., Jr., B.S., D.V.M., Small Animal Medicine and Surgery
 Appel, Georg O., M.S., D.V.M., Veterinary Pathology
 Barrett, Ralph E., B.A., D.V.M., Small Animal Medicine and Surgery
 Colohan, Patrick T., B.S., D.V.M., Large Animal Medicine, Obstetrics, and Surgery
 Coons, Frank H., B.S., D.V.M., Small Animal Medicine and Surgery
 Duelke, Barry E., B.S., D.V.M., Large Animal Medicine, Obstetrics, and Surgery
 Evans, Douglas E., D.V.M., Large Animal Medicine, Obstetrics, and Surgery
 George, Jeanne W., A.B., D.V.M., Large Animal Medicine, Obstetrics, and Surgery
 George, Lisle W., B.S., D.V.M., Large Animal Medicine, Obstetrics, and Surgery
 Ingram, John B., D.V.M., Large Animal Medicine, Obstetrics, and Surgery
 McCoy, Douglas M., B.S., D.V.M., Small Animal Medicine and Surgery
 MacDonald, John M., B.Ed., M.Ed., D.V.M., Small Animal Medicine and Surgery
 Pasten, Laura J., B.A., D.V.M., Small Animal Medicine and Surgery
 Paul, Michael, B.A., D.M.V., Large Animal Medicine, Obstetrics, and Surgery
 Peyton, Llewellyn C., B.S., D.V.M., Large Animal Medicine, Obstetrics, and Surgery
 Walsh, Richard S. III, B.A., M.S., D.V.M., Small Animal Medicine and Surgery
 Wu, F.-M., B.V.M., Ph.D., Veterinary Pathology

Specialists and Technicians

Ames, Claude K., Livestock Superintendent
 Batik, George J., Medical Illustrator
 Lauber, John, Visual Aids Technologist
 Mowers, Harold, Farrier
 Reidemanis, Alfreds, Research Technician
 Ryan, Gerald D., X-ray Lecturer
 Sadler, Lewis L., Medical Illustrator
 Smith, Robert F., Director, Biomedical Communications

Visiting Staff

Settergren, Ingemar, Sweden
 Whalen, Joseph, New York
 Yokomizo, Yuich, Japan

Standing Committees of the College Faculty*

General Committee (Elective)

F. W. Scott, chairman (1973-76)
 C. E. Hall (1972-75)
 L. P. Krook (1972-75)
 J. F. Wootton (1973-76)
 L. E. Carmichael (1974-77)

Admissions

W. H. Johndrew, chairman
 H. E. Evans (1973-76)
 R. F. Kahrs (1974-77)
 R. K. Braun (1974-77)
 R. Dueland (1974-77)

Deficient Students

W. H. Johndrew, chairman
 J. Bentinck-Smith
 J. M. King

Scholarships

J. C. Thompson, Jr., chairman
 R. K. Braun
 J. R. Duncan
 W. S. Schwark
 R. H. Wasserman
 A. J. Winter

Curriculum† (Elective)

L. Coggins, chairman
 S. G. Campbell (sabbatic 1974-75, J. F. Timoney pro tem)
 J. F. Cummings (sabbatic 1974-75, A. de Lahunta pro tem)
 D. D. Delahanty
 A. Dobson
 J. Fabricant
 R. E. Hoffer
 C. G. Rickard
 D. W. Scott
 R. H. Wasserman
 R. H. Whitlock

Class Schedules

J. Fabricant, chairman
 C. G. Rickard
 W. H. Johndrew

* The dean is ex officio member of all committees.

† Student advisers are elected from each class.

Student Conduct

R. W. Kirk, chairman (sabbatic leave 1974-75)
T. R. Houpt, chairman, pro tem
H. E. Evans
R. F. Kahrs

College Library

B. C. Tennant, chairman
L. Coggins
C. L. Comar
W. O. Sack

Faculty Council of Representatives (Elective)

N. L. Norcross (1972-75)
W. O. Sack (1973-76)
R. E. Habel (1974-77)
J. R. Duncan (1974-75)

Academic Policies and Priorities (Elective)

J. C. Thompson, Jr., chairman (1972-75)
R. K. Braun (1972-75)
A. de Lahunta (1973-76)
B. C. Tennant (1973-76)
L. P. Krook, representative from the
General Committee

Class Advisory Committee

W. H. Johndrew, chairman

Class of 1978

H. E. Evans
R. E. Habel
C. E. Hall
R. B. Hillman
R. E. Hoffer
W. D. Schwark
F. W. Scott

Class of 1977

A. L. Aronson
J. F. Cummings (J. M. King, pro tem)
J. E. Lowe
B. C. Tennant
J. F. Timoney
E. J. Trotter
R. H. Whitlock

Class of 1976

J. Bentinck-Smith
G. R. Bolton
J. C. Geary
S. B. Hitchner
F. A. Kallfelz
F. W. Scott
J. F. Wootton

Class of 1975

R. K. Braun
S. G. Campbell (J. Fabricant, pro tem)
A. de Lahunta
F. H. Fox
J. R. Georgi
D. S. Postle
W. O. Sack

Special Committees 1974-75

Clinical Pathological Conference

R. H. Whitlock, chairman
G. R. Bolton
B. C. Tennant

Sixty-Seventh Annual Conference for Veterinarians

January 21, 22, and 23, 1975

Committee Chairmen:

R. H. Whitlock, Program
L. Coggins, Entertainment of Guest Speakers
A. L. Aronson, Banquet
H. F. Schryver, Commercial Exhibits
T. R. Houpt, Abstracts

Senior Seminar Committee

J. E. Lowe, chairman
S. I. Bistner
G. R. Bolton
F. H. Fox
R. B. Hillman
F. A. Kallfelz

Committee on Equine Research Program

H. F. Schryver, chairman
L. Coggins
L. P. Krook
J. E. Lowe
S. R. Nusbaum
C. E. Stevens
Plus members from Department of Animal
Science

College-State Society Liaison Committee

F. O. Wright
D. L. Jenkins
W. E. Carroll
R. F. Kahrs, chief faculty representative
R. K. Braun
R. Dueland

Veterinary College Representatives to Cornell University Senate (Elective)

D. S. Postle
W. S. Schwark

Committee on Aquatic and Laboratory Animal Health

J. H. Gillespie, chairman
 J. A. Baker
 G. R. Bolton
 H. E. Evans
 W. H. Everhart
 S. B. Hitchner
 F. W. Lengemann
 W. J. Roenigk
 G. L. Rumsey
 W. S. Schwark
 F. W. Scott
 C. I. Boyer, Jr., ex officio
 J. E. Gilmartin, ex officio

Student/Faculty Liaison Committee (Elective)

Student representatives and faculty members are elected by the student body in the fall. One student serves as chairman. Membership list will be circulated at that time.

Graduate/Faculty Liaison Committee (Elective)†

L. E. Carmichael
 L. P. Krook
 B. C. Tennant
 D. A. Bemis
 R. P. Brockman
 J. H. Carlson

† Graduate students select the committee.

Students, Veterinary College*

Graduate Students, Fall 1973-74

Al-Bana, Anton S., B.V.M.S., Baghdad, Iraq
 Amand, Wilbur B., V.M.D., Philadelphia, Pennsylvania
 Arjsongkoon, Picroh, M.S., Bangkok, Thailand
 Banta, Charles, B.S., M.S., Lansing
 Ballas, Lawrence, B.S., M.S., Hamden, Connecticut
 Barnes, Frances D., A.A.S., B.S., Canistota (leave of absence)
 Bemis, David A., B.S., Ithaca
 Bloch, Earl F., B.S., M.A., Brooklyn
 Brockman, Ronald P., B.A., D.V.M., M.S., Quinton, Saskatchewan, Canada
 Buergelt, Claus D., D.V.M., Brackwede, West Germany
 Carlson, Jack H., B.S., D.V.M., Heber, Utah
 Chineme, Chijioke N., D.V.M., Egs, Nigeria
 Corbell, Lynette B., D.V.M., M.S., British Columbia, Canada
 Drake, Rosemarie, B.A., M.S., Lima, Peru
 Doyle, Desmond G., B.S.C., B.V.Sc., New So. Wales, Australia
 DuFrain, Russell, M.S., Bradley, Illinois
 Fullmer, Curtis, B.S., M.S., Angola

George, Lisle W., B.S., D.V.M., Blairsville, Pennsylvania
 Hanks, Clyde, B.S., Ithaca
 Higgins, David A., B.V.Sc., Manchester, Lancashire, England
 Humphrey, Peter W., B.A., Ithaca (leave of absence)
 Inhelder, James L., B.S., D.V.M., M.S., Stanton, Nebraska
 Johnson, John E., D.V.M., Manitoba, Canada
 Kalunda, Maurice, B.V.Sc., M.S., Masaka, Uganda, E. Africa
 Keen, James, B.A., Forest Hills
 LaMotte, George B., B.A., M.S., York, Pennsylvania
 Lane, James R., B.S., D.V.M., Downey, California
 Lippiello, Louis, A.A.S., B.S., M.S., Newfield
 Majiyagbe, Kehinde A., D.V.M., Ikorodu, Nigeria
 McDonough, Patrick L., B.S., West Reading, Pennsylvania
 Mendel, Herbert E., B.S., Norwich
 Miller, Douglas, B.S., Erie, Pennsylvania
 Mills, Daniel C., B.S., M.S., Penn Yan
 Mohler, Nancy, B.A., Eugene, Oregon
 Mollura, Sister M. Francesca, B.S., M.S., Syracuse
 Molt, James, A.B., Plainfield, New Jersey
 Plance, William D., B.S., Clinton, Pennsylvania
 Riis, Ronald C., A.B., B.S., Pierre, South Dakota
 Rosenblatt, Dorrie E., B.A., New York
 Sagan, Cyril E., B.S., M.E., M.S., Detroit, Michigan
 Sample, Judith, B.A., Colorado Springs, Colorado
 Scarsi, Roberto M., D.V.M., Montevideo, Uruguay
 Schurig, Gerhardt D., D.V.M., Santiago, Chile
 Semafuko, Wasswa, M.S., Kampala, Uganda, E. Africa
 Smith, Janet D., B.S., M.S., Council Bluffs, Iowa
 Toth, Thomas E., D.V.M., Budapest, Hungary
 Ward, David E., B.S., D.V.M., Brawley, California
 Wilks, Colin R., B.V.Sc., M.V.Sc., Bundoora, Australia

Fourth Year, Class of 1975

Abair, Harold W., Hauppauge
 Adams, Stephen B., Hector
 Aspros, Douglas G., Flushing
 Balonek, Gerald J., Rochester
 Bandes, Robin, Bethany, Connecticut
 Breen, Robert E., Pleasantville
 Brownie, Cecil, F. G., Jamaica, West Indies
 Bruzgul, Joseph B., Jr., LaGrangeville
 Charlebois, Andre, Redwood
 Cogar, John D., Fairport
 Cohen, Steven Jay, Rochester
 Cole, John F., Sherrill
 Collier, Linda, Caribou, Maine

* Those cities not followed by the name of a state are in New York.

Dattner, Leslie B., Brooklyn
 Deutsch, David E., East Orange, New Jersey
 Dewey, Elizabeth A., Ithaca
 DiRusso, Nicholas, Pelham
 DuBato, George A., Amityville
 Efron, Robert F., Douglaston
 Epstein, Allen W., New York City
 Fish, Stanley G., New Hyde Park
 Geasling, Jay W., Sagaponack
 Gray, James H., Wilmington, Delaware
 Greene, Jerry A., Brooklyn
 Hancock, David H., Carthage
 Hulslander, Ronald, Elmira Heights
 King, Linda R., Madison, Wisconsin
 King, Michael J., Madison, Wisconsin
 Kryger, Michael, Centerport
 Langweiler, Marc, Bayside
 Leventhal, Rita S., Albany, (in absentia)
 Linderman, Ira A., Brooklyn
 Manning, Thomas O., Floral Park
 McCarthy, Walter K., Kenmore
 Mindlin, Douglas S., New Rochelle
 Mirro, Elmer J., Monroeville, Pennsylvania
 Moffa, John V., Blenheim, New Jersey
 Morris, Alan S., New Haven, Connecticut
 Morris, Robert, Staten Island
 Mroz, Sharon M., New City
 Olender, Steven, Great Neck
 O'Neil, John W., Lancaster
 Pane, Robert T., Tonawanda
 Pollak, William, New York City
 Rotondo, Kenneth, Franklin
 Rubin, Nolan P., Freeport
 Russell, Don E., Ogdensburg
 Schatz, Howard R., Brooklyn
 Schechter, Lee, Valley Stream
 Strachan, Douglas, Ithaca
 Tangorra, Lewis, Flushing
 Tanneberger, Thomas, Westport
 Tausz, Alan M., Flushing
 Vail, David G., Lagrangeville
 Van Wie, Stephen A., Middletown
 Vukman, Gerald, Batavia
 Wallace, Lee A., Rockville Centre
 Walter, Mark K., Delanco, New Jersey
 White, Maurice E., Pine Bush
 Wilcox, Leigh T., Fulton
 Zwart, James, Washingtonville

Third Year, Class of 1976

Amann, John F., Rochester
 Appel, Roy J., Rego Park
 Bartiromo, Teresa, Chicopee, Massachusetts
 Baum, Samuel, Scarsdale
 Begg, Susan, Bucksport, Maine
 Bloch, Peter W., Flushing
 Bouffard, John F., Cleverdale
 Brondum, Jack, Brewer, Maine
 Bush, Wende E., Rochester
 Carlson, Robert W., Bedford, Massachusetts
 Clark, John A., Palmyra
 Contino, John A., East Northport
 Daab, Barbara J., Glens Falls
 deGroot, Ante Carey, The Netherlands

Deitsch, Philip O., Freeville
 Family, Laurence, Schenectady
 Freyburger, Peter J., Tonawanda
 Friel, Michael A., Wilmington, Delaware
 Goldberg, Gary P., Newburgh
 Gould, Willard J. III, Staten Island
 Gross, John F., Orono, Maine
 Gumaer, Kenneth I., Jr., Rhinebeck
 Heslink, Paul I., Clymer
 Holden, Lawrence, Brooklyn
 Holt, Thomas J., Brentwood
 Hughes, Judith M., Sauquoit
 Humphrey, Peter, Ithaca
 Ingraham, Peter J., Ransomville
 Jacobs, Eric, New Rochelle
 Jaworski, Walter C., Loudonville
 Johnson, Francis M., Jr., Miami, Florida
 Johnson, Jolyon, Wendell, New Hampshire
 Kay, Michael R., Flushing
 Kittell, John C., Elnora
 Lawless, James M., Oneonta
 Levine, Mark R., Bayside
 Marshall, Kent R., North Rose
 Martorana, Francis S., Schenectady
 Morizi, John L., Pelham
 Murphy, Randall L., East Northport
 Nusbaum, Kenneth E., Ithaca
 O'Connor, Robert, Glens Falls
 Peckham, Susan B., Freeville
 Petro, Russell J., Westbury
 Phillips, Frances L., Cortland
 Randall, William E., Gouverneur
 Rogers, Robert A., Collins Center
 Rosser, Edmund J., Jr., Brooklyn
 Rothwell, Thomas P., Ithaca
 Schwarz, David J., Bayside
 Shepherd, William F., Clark Mills
 Shull, Robert M., Cheshire, Connecticut
 Shultz, Craig E., Berwick, Pennsylvania
 Smiley, Daryl, New York City
 Smith, Gary E., Bainbridge
 Stack, Robert M., Syracuse
 Storozum, Sidney H., New York City
 Sutton, George F., Georgetown, Kentucky
 Trenka-Benthin, Susan M., Denver, New Jersey
 Valinsky, Victor, Commack
 Venezia, Lawrence E., Osterville, Massachusetts
 Veralli, Paul J., Mamaroneck
 Volpini, Lucia M., Astoria
 vonKutzeleben, Roy, Wyckoff, New Jersey
 Walsh, John M., Roslyn Heights
 Wilderoter, Katharine, East Aurora

Second Year, Class of 1977


Abenanty, Linda L., Oneonta
 Allen, Charles H., Newmarket, New Hampshire
 Austin, Frederick G., Beacon
 Beekman, Gerard K., Hauppauge
 Berkowitz, Jay A., Massapequa
 Bertoldo, Gerald R., Staten Island
 Bochino, Mary S., Baldwinville
 Brenneman, James D., Eden
 Byer, Linda D., Macedon
 Carman, Donald M., Baldwin

Chapman, Edward B., Alpine
 Chuff, Nicholas, Frankfort
 Comings, Timothy C., Bainbridge
 Covitz, Jack, Great Neck
 Cruikshank, Robert E., Ogdensburg
 DeVerna, John C., Jr., Seaford
 Ellis, Roger G., Albany
 Everitt, Jeffrey I., Verona, New Jersey
 Ferry, John W., Germantown
 FitzPatrick, Timothy L., Wayland
 Foley, Mark H., Clinton
 Gaynor, Faith M., Binghamton
 Gillette, Deborah M., Rochester
 Griffin, Craig E., Delmar
 Hajdu, Andrew S., Plainview
 Hall, Jeffrey A., New Canaan, Connecticut
 Hayden, James G., Springfield, Massachusetts
 Helfat, Mark P., Douglaston
 Hoppe, Robert W., Stony Brook
 Huntington, Ann L., Binghamton
 Jenkins, David H., Catskill
 Levine, Steve B., Flushing
 Lindsey, Alan B., Grand Island
 Lissman, Barry A., Flushing
 Loiccano, Steven C., Fredonia
 Lubar, Jonathan B., Morristown, New Jersey
 Lynch, Patrick A., Poughquag
 Makowski, Christine M., Great Neck
 Manfra, Sandra J., Staten Island
 Miller, Lila T., New York City
 Minster, Karl C., West Newbury, Massachusetts
 Monroe, Timothy J., Schenectady
 Noga, Mary Jean, Windsor, Connecticut
 Oliver, Reid J., Syracuse
 Orsini, James, Eastchester
 Perry, Robert W., Melrose, Massachusetts
 Peters, Ronald J., Cambridge
 Pointek, Kathleen A., Esmond, Rhode Island
 Randolph, John F., Flushing
 Reamsnyder, Karen E., Camillus
 Rothermich, Ann L., Ithaca
 Sanders, Clark, Delhi
 Schnabel, Arthur J., New York City
 Schwytzer, Donald G., Wyoming
 Shek, William R., Queens Village
 Silverman, Steven B., Uniondale
 Solana, Richard P., New York City
 Tewes, Anton, Auburn
 Thonsen, William J., East Meadow
 Williams, Craig B., Coventry, Connecticut
 Wolfthal, David M., New York City
 Woods, Rochelle E., Buffalo
 Yarkoni, Uriel, Ithaca
 Yarnell, Gary A., Oceanside

First Year, Class of 1978

Allen, Gretchen M., Harpswell, Maine
 Babcock, Gary L., Burlington Flats
 Bicknese, Joanne M., Northport
 Bratton, Myron E., Wilmington, Delaware
 Broady, Mark E., Ithaca
 Brown, Joanna G., Syracuse
 Bruno, Dwight A., Franklin

Cali, Joseph T., Loudonville
 Carell, Robert J., Dix Hills
 Cerf, Dean, Sloatsburg
 Chamberlain, Thomas P., DeWitt
 Clark, Kathleen M., Newington, Connecticut
 Costlow, David L., Merrick
 DeLong, David, Livingston, New Jersey
 Diez, Jose R., Santurce, Puerto Rico
 Draddy, Patricia J., Smithtown
 Ellis, Laurel A., Burnt Hills
 Evans, Patricia A., Locust Valley
 Fischer, Jonathan M., Cedarhurst
 Garnes, Diane R., Brooklyn
 Giaquinto, Francis J., Ovid
 Goldstein, Mark A., Hicksville
 Gregory, Clare R., Mount Vision
 Jacobs, Allen R., Plainview
 Jann, Henry W., Rochester
 Johnson, Paul K., Massapequa
 King, Peter W., Sea Cliff
 Knowlton, Brenda, Fayetteville
 Korten, Peter C., Cheshire, Connecticut
 Lafky, Karen Y., Big Flats
 Landsman, Clifford, Brooklyn
 Lea, Pamela, Binghamton
 Levine, Marc L., Douglaston
 Lewis, Steven, Lockport
 Luckow, Kenneth, Horseheads
 Luckow, Scott, Franklin Square
 Lutgens, Kurt, Massapequa
 Marks, Michael, North Miami Beach, Florida
 McMaster, Carolyn, Williamsville
 McQuade, Joseph T., Brooklyn
 Merrill, George L., Silver Springs
 Meyer, Pamela A., Buffalo
 Miller, Richard L., Great Neck
 Mintzer, Charles M., Great Neck
 Morris, Robert C., Seneca Falls
 Moses, Scott B., Newburgh
 Nashe, George B., New York
 Naum, Robert M., Rochester
 O'Krepki, James M., Spencer
 O'Leary, Timothy J., Painted Post
 Plance, David, Brooktondale
 Pollock, Roy V., Williamstown, Massachusetts
 Porter, Dale S., Watertown
 Rappole, Robert G., Chautauqua
 Rath, John W., Rochester
 Schmidt, Marilyn I., Park Ridge, New Jersey
 Schneyer, Jessica I., Malverne
 Schoen, Allen M., Flushing
 Schultz, Steven M., Williamsville
 Siegel, Martin J., Syosset
 Singleton, Gayle Y., Bronx
 Sullivan, William H., Forest Hills
 Thompson, Roger C., Plattsburgh
 Tillou, Guy J., Ithaca
 Truffini, Stanley J., New York
 Widrick, Patrina A., Croghan
 Wilhelm, William R., Landis, North Carolina
 Wilhelmsen, Catherine L., Huntington Station
 Wilkes, Mary A., New York
 Wilson, Julia H., Bethesda, Maryland
 Wirsig, Victoria S., Youngstown
 Zielinski, Karen J., Seymour, Connecticut





Index

Academic calendar, 2
Admission, 8; Graduate, 12
Advanced standing, 12
Agriculture and Life Sciences, College of,
 courses in, (see Combined courses)
Anatomy, 25
Animal practice requirement, 9
Announcements, list of, 51
Application procedure, 11
Avian Diseases, 33

Biochemistry, 26

Careers for veterinarians, 20
Clinic: Ambulatory, 35; Large Animal, 38;
 Small Animal, 38
Clinical courses, 37
Combined courses, 12
Committees of the College, 43
Conduct of Students, 23
Course descriptions, 25
Curriculum, 17

Diagnostic Laboratory, 6
Dining facilities, 22
Double registration, (see Combined courses)

Entrance requirements, 8
Expenses, (see Finances)

Facilities, Research, 5
Faculty, 40
Farm Animal, Clinical Surgery of, 35
Fees, (see Finances)
Feline Research Laboratory, 5
Finances, 13
Financial aids, 13

Graduate students, list of, 45
Graduate study, 12
Graduation requirements, 17

Health services, 21
Honor Societies, 19
Housing, 22

Large Animal Medicine, Obstetrics, and
 Surgery, 34
Legal requirements for practice, 21
Library, 5
Living costs, (see Finances)
Loans, 13

Mastitis Control Program, 6
Medical care for students and spouses, 21
Microbiology, 31

Obstetrics, large animal, 34

Pathology, 29
Pharmacology, 26
Physical Biology, 27
Physiology, Biochemistry, and
 Pharmacology, 26
Poisonous Plants Garden, 8
Prizes, 16
Professional service, 42

Registration, 12
Research: facilities, 5; feline, 5; opportunities
 for, 37; Poultry disease, 6
Residents and interns, 43

Scholarships, undergraduate, 15
Small Animal Medicine and Surgery, 34
Students, list of, 45

Tuition, (see Finances)
University requirements, 12

(1) Main Entrance, Schurman Hall. (2) James Law Auditorium. (3) Library.
(4) Research Tower. (5) Microbiology, Physical Biology. (6) Anatomy and
Physiology. (7) Pathology, Avian Diseases. (8) Large Animal Clinic. (9) Small
Animal Clinic and Hospital. (10) Large Animal Hospital. (11) Medicine and
Obstetrics, Ambulatory Clinic, and Mastitis Control. (12) Research and Ancillary
Barns. (13) Garage and Farrier Shop.

List of Announcements

Following is a list of *Announcements* published by Cornell University to provide information on programs, faculty, facilities, curricula, and courses of the various academic units.

Agriculture and Life Sciences at Cornell
New York State College of Agriculture and
Life Sciences: Courses
College of Architecture, Art, and Planning
College of Arts and Sciences
Department of Asian Studies
Graduate School of Business and Public
Administration
Field of Education (Graduate)
College of Engineering
Engineering at Cornell
Graduate Study in Engineering and Applied
Sciences
General Information*
Graduate School
Graduate School: Course Descriptions
School of Hotel Administration
New York State College of Human Ecology
New York State School of Industrial and Labor
Relations
Law School
Medical College (New York City)
Graduate School of Medical Sciences
(New York City)
Cornell University—New York Hospital
School of Nursing (New York City)
Officer Education (ROTC)
Summer Session
New York State Veterinary College

* The *Announcement of General Information* is designed to give prospective students pertinent information about all aspects and academic units of the University.

Requests for the publications listed above should be addressed to

Cornell University Announcements
Edmund Ezra Day Hall
Ithaca, New York 14850.

(The writer should include a zip code.)